Pennsylvania
Department of Labor & Industry

Pandemic Unemployment Assistance (PUA) Portal for Claimants

pennsylvania
DEPARTMENT OF LABOR & INDUSTRY

Pennsylvania Department of Labor & Industry

**651 Boas St.
Harrisburg, PA 17121**

pennsylvania
DEPARTMENT OF LABOR & INDUSTRY

Copyright © 2020 by Geographic Solutions, Inc. All rights reserved.
Copying and/or distributing this document, in whole or in part, without the express written permission of Geographic Solutions, Inc., is a violation of U.S. Copyright Laws.

Trademarks and Acknowledgments
Virtual OneStop® (VOS), Virtual LMI®, VOSGreeter®, VOScan®, and *Geographic Solutions Unemployment System (GUS)®* are trademarks of Geographic Solutions, Inc. Other names and brands may be trademarks of their respective owners.

Contents

About the PUA Portal for Claimants ... 3
Registering and Filing Your Initial PUA Claim ... 3
Filing Your PUA Weekly Certification ... 17
Checking Your Claim Status and Payment Details ... 23
    Checking Your Message Center for Claim Notifications ... 26

About the PUA Portal for Claimants

Pandemic Unemployment Assistance (PUA) is a federal program that provides payment to workers not traditionally eligible for unemployment benefits (self-employed, independent contractors, workers with limited work history, and others) who are unable to work as a direct result of the coronavirus public health emergency.

▶ **The steps you will take to file a PUA claim and receive weekly benefits are:**

1. Register to create your account in the Pandemic Unemployment Assistance (PUA) Portal.
2. File your initial PUA claim.
3. As early as the coming Sunday, submit your weekly claim certification (some states only require bi-weekly claim certification).

⚠ *If you require assistance with registering, filing your claim, or doing weekly certifications, contact staff at your local unemployment office, as they are able to perform all these activities in the system on your behalf.*

Registering and Filing Your Initial PUA Claim

A guided wizard will walk you through the steps to register an account in the system and file an initial PUA claim. The basic steps are to:

1. Enter your Social Security Number to determine your eligibility to file a PUA claim.
2. Complete a multi-page registration form to create your system account.
3. Enter your work history.
4. Receive certification confirmation.
5. Complete the claim filing process by acknowledging your rights and responsibilities.

⚠ *This is a multi-page registration/claim form and you will need to have all your personal contact information available, as well as education, earnings, and work history information. This process is best completed in a single session; however, if that is not possible, when you log back in to the system, you will be able to complete the registration and filing process. To restart the registration/claim wizard, simply select **Unemployment Services ▶ File a Claim** from the left navigation menu.*

The questions and screens that appear during registration and claim filing differ from state to state; your procedures may vary somewhat from what is presented here.

▶ To register your account and file your initial PUA claim:

1 Access your state's PUA Portal home page as directed by your local unemployment agency. A splash page will display (see figure below).

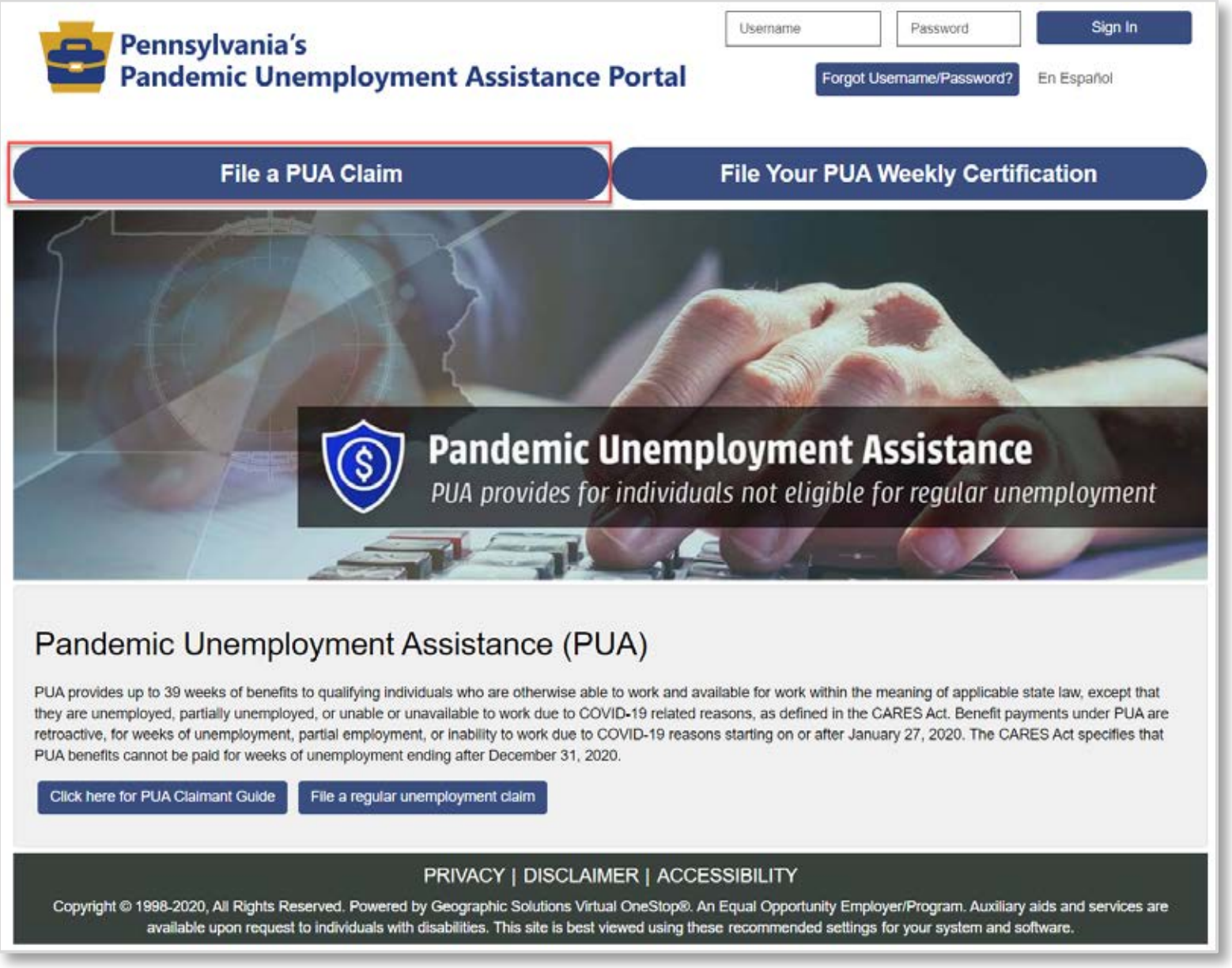
Pennsylvania's
Pandemic Unemployment Assistance Portal
Username
Password
Sign In
Forgot Username/Password?
En Español
File a PUA Claim
File Your PUA Weekly Certification
Click here for PUA Claimant Guide
File a regular unemployment claim
PRIVACY | DISCLAIMER | ACCESSIBILITY

Pandemic Unemployment Assistance

PUA provides for individuals not eligible for regular unemployment

Pandemic Unemployment Assistance (PUA)

PUA provides up to 39 weeks of benefits to qualifying individuals who are otherwise able to work and available for work within the meaning of applicable state law, except that they are unemployed, partially unemployed, or unable or unavailable to work due to COVID-19 related reasons, as defined in the CARES Act. Benefit payments under PUA are retroactive, for weeks of unemployment, partial employment, or inability to work due to COVID-19 reasons starting on or after January 27, 2020. The CARES Act specifies that PUA benefits cannot be paid for weeks of unemployment ending after December 31, 2020.

Copyright © 1998-2020, All Rights Reserved. Powered by Geographic Solutions Virtual OneStop®. An Equal Opportunity Employer/Program. Auxiliary aids and services are available upon request to individuals with disabilities. This site is best viewed using these recommended settings for your system and software.

PUA Portal Home Page – File a PUA Claim Button

2 Click the **File a PUA Claim** button at the top left of the page to get started (see figure above). A PUA Welcome page displays, listing what *is* covered under the program and what is *not* covered (see figure below).

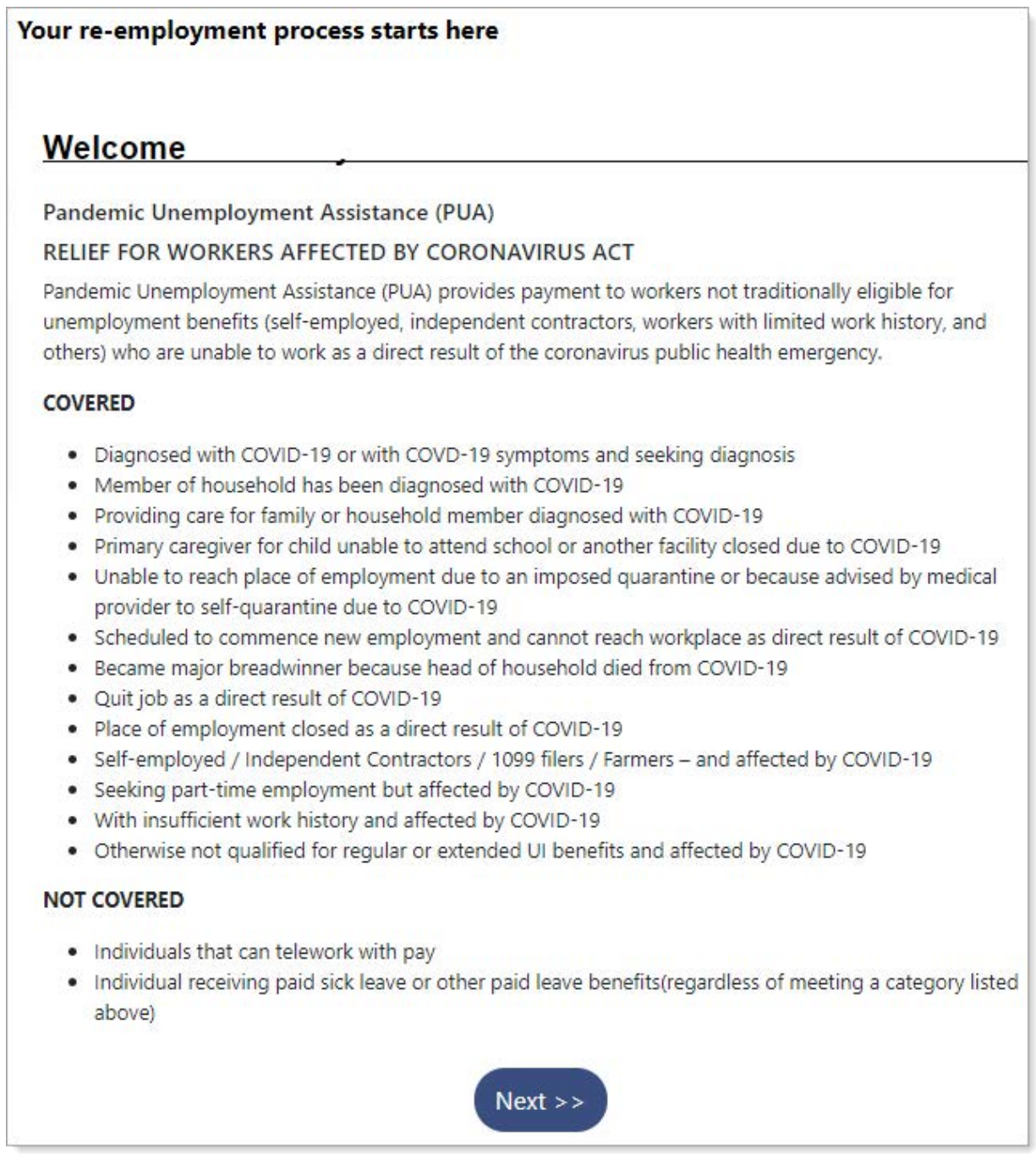

Your re-employment process starts here

Welcome

Pandemic Unemployment Assistance (PUA)

RELIEF FOR WORKERS AFFECTED BY CORONAVIRUS ACT

Pandemic Unemployment Assistance (PUA) provides payment to workers not traditionally eligible for unemployment benefits (self-employed, independent contractors, workers with limited work history, and others) who are unable to work as a direct result of the coronavirus public health emergency.

COVERED

- Diagnosed with COVID-19 or with COVD-19 symptoms and seeking diagnosis
- Member of household has been diagnosed with COVID-19
- Providing care for family or household member diagnosed with COVID-19
- Primary caregiver for child unable to attend school or another facility closed due to COVID-19
- Unable to reach place of employment due to an imposed quarantine or because advised by medical provider to self-quarantine due to COVID-19
- Scheduled to commence new employment and cannot reach workplace as direct result of COVID-19
- Became major breadwinner because head of household died from COVID-19
- Quit job as a direct result of COVID-19
- Place of employment closed as a direct result of COVID-19
- Self-employed / Independent Contractors / 1099 filers / Farmers – and affected by COVID-19
- Seeking part-time employment but affected by COVID-19
- With insufficient work history and affected by COVID-19
- Otherwise not qualified for regular or extended UI benefits and affected by COVID-19

NOT COVERED

- Individuals that can telework with pay
- Individual receiving paid sick leave or other paid leave benefits(regardless of meeting a category listed above)

PUA Coverage Summary

3. Click **Next** to continue. The Pandemic Unemployment Assistance Claim Filing Process wizard begins with the Eligibility page (see figure below).

Note: *Required fields are marked by a red asterisk (*).*

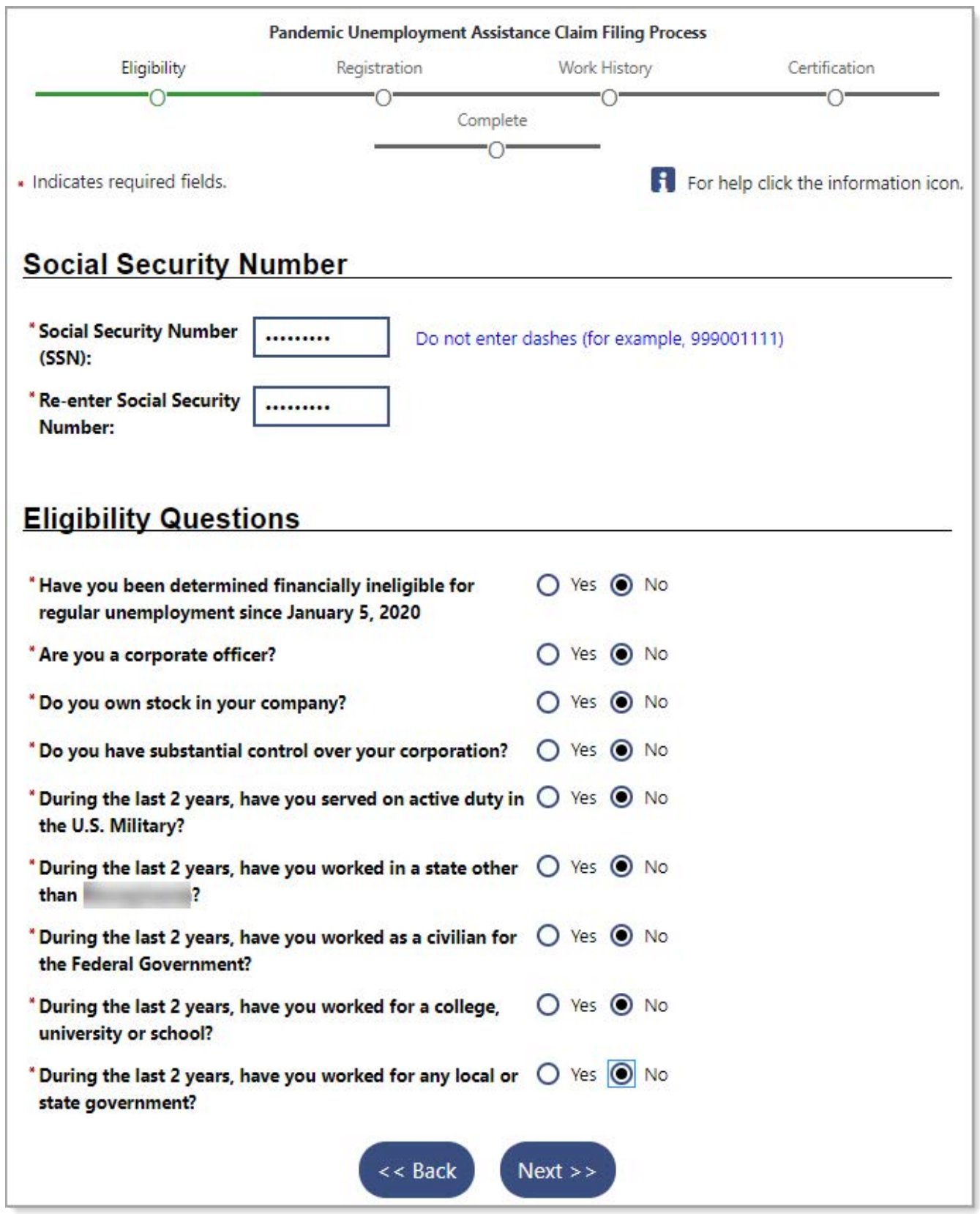

* Indicates required fields.

For help click the information icon.

Social Security Number

*Social Security Number (SSN): ········· Do not enter dashes (for example, 999001111)

*Re-enter Social Security Number: ·········

Eligibility Questions

*Have you been determined financially ineligible for regular unemployment since January 5, 2020	○ Yes ● No
*Are you a corporate officer?	○ Yes ● No
*Do you own stock in your company?	○ Yes ● No
*Do you have substantial control over your corporation?	○ Yes ● No
*During the last 2 years, have you served on active duty in the U.S. Military?	○ Yes ● No
*During the last 2 years, have you worked in a state other than [redacted]?	○ Yes ● No
*During the last 2 years, have you worked as a civilian for the Federal Government?	○ Yes ● No
*During the last 2 years, have you worked for a college, university or school?	○ Yes ● No
*During the last 2 years, have you worked for any local or state government?	○ Yes ● No

Sample PUA Portal Eligibility Page

4. Enter your **Social Security Number** and re-enter it again to confirm.

5. In the Eligibility Questions section, indicate *Yes* or *No* for each question. Responses to many questions will cause additional required questions to display.

   Note: *Each state may have different required eligibility questions to answer.*

6. Click **Next** to continue to the Registration form. Your eligibility to file will be confirmed with a checkmark in the green Eligibility circle of the wizard progress bar at the top of the page (see figure below).

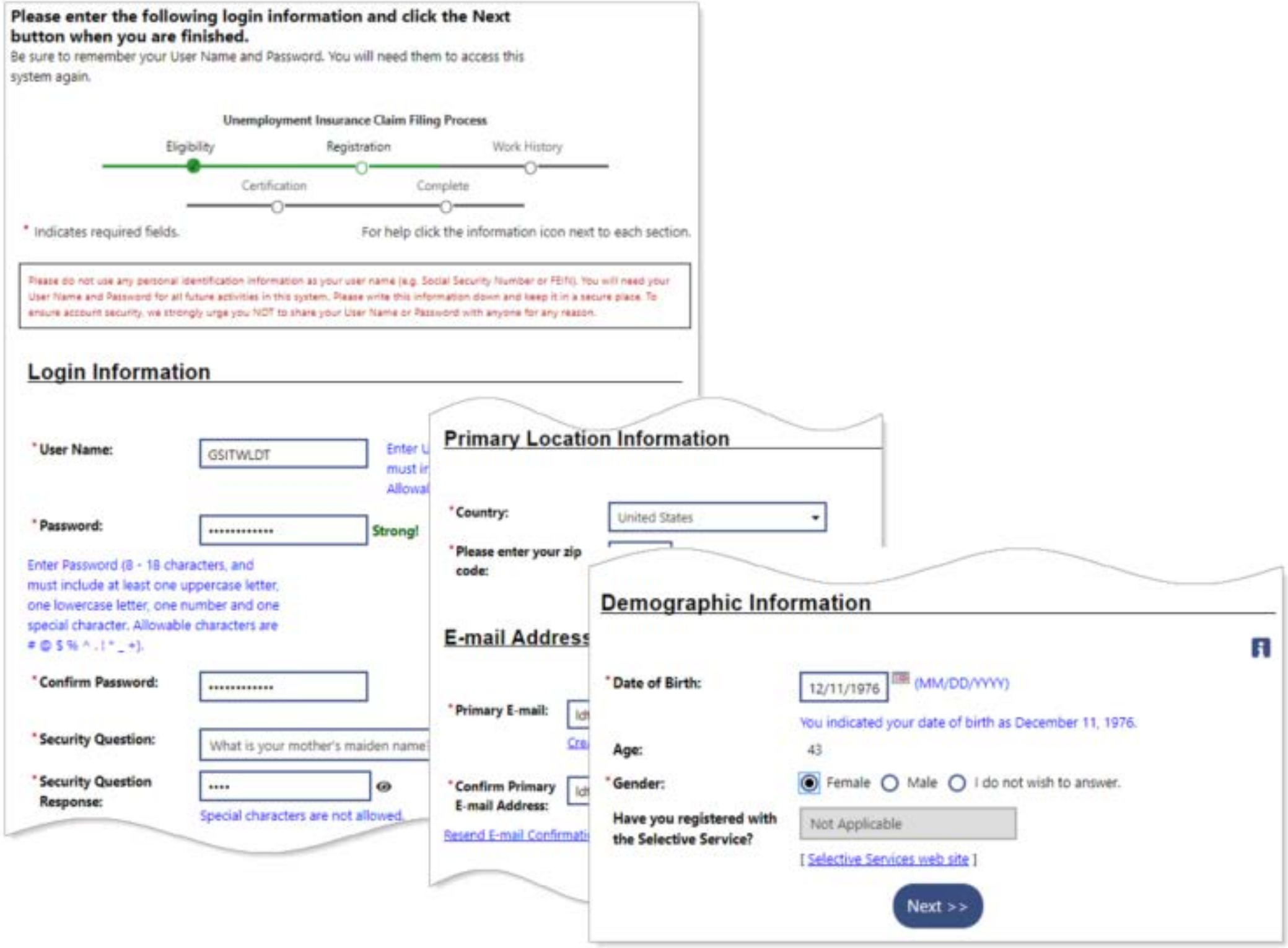

Please enter the following login information and click the Next button when you are finished.
Be sure to remember your User Name and Password. You will need them to access this system again.

* Indicates required fields.   For help click the information icon next to each section.

Please do not use any personal identification information as your user name (e.g. Social Security Number or FEIN). You will need your User Name and Password for all future activities in this system. Please write this information down and keep it in a secure place. To ensure account security, we strongly urge you NOT to share your User Name or Password with anyone for any reason.

Login Information

*User Name: GSITWLDT   Enter U must ir Allowal

*Password: ············ Strong!

Enter Password (8 - 18 characters, and must include at least one uppercase letter, one lowercase letter, one number and one special character. Allowable characters are # @ $ % ^ . ! * _ +).

*Confirm Password: ············

*Security Question: What is your mother's maiden name?

*Security Question Response: ····

Special characters are not allowed.

Primary Location Information

*Country: United States

*Please enter your zip code:

E-mail Address

*Primary E-mail: Idt

Cre

*Confirm Primary E-mail Address: Idt

Resend E-mail Confirmati

Demographic Information

*Date of Birth: 12/11/1976 (MM/DD/YYYY)

You indicated your date of birth as December 11, 1976.

Age: 43

*Gender: ● Female ○ Male ○ I do not wish to answer.

Have you registered with the Selective Service? Not Applicable

[Selective Services web site]

PUA Portal Registration Form and Wizard Progress Bar

7 In the Login Information section, enter a **User Name**, **Password**, **Security Question** and **Response** for your account, following the requirements in blue text on the page.

8 In the Primary Location Information section, confirm your **Country** of residence and enter your **Zip Code**.

9 In the E-mail Address section, enter and confirm your **Primary E-mail** address. You can create an e-mail account with a common carrier if you don't already have one by clicking the Create E-mail Account link.

10 In the Demographic Information section, enter your **Date of Birth** and indicate your **Gender**.

   a. If *Male*, indicate your **Selective Service** registration status.

11 Click **Next** to continue (see figure below).

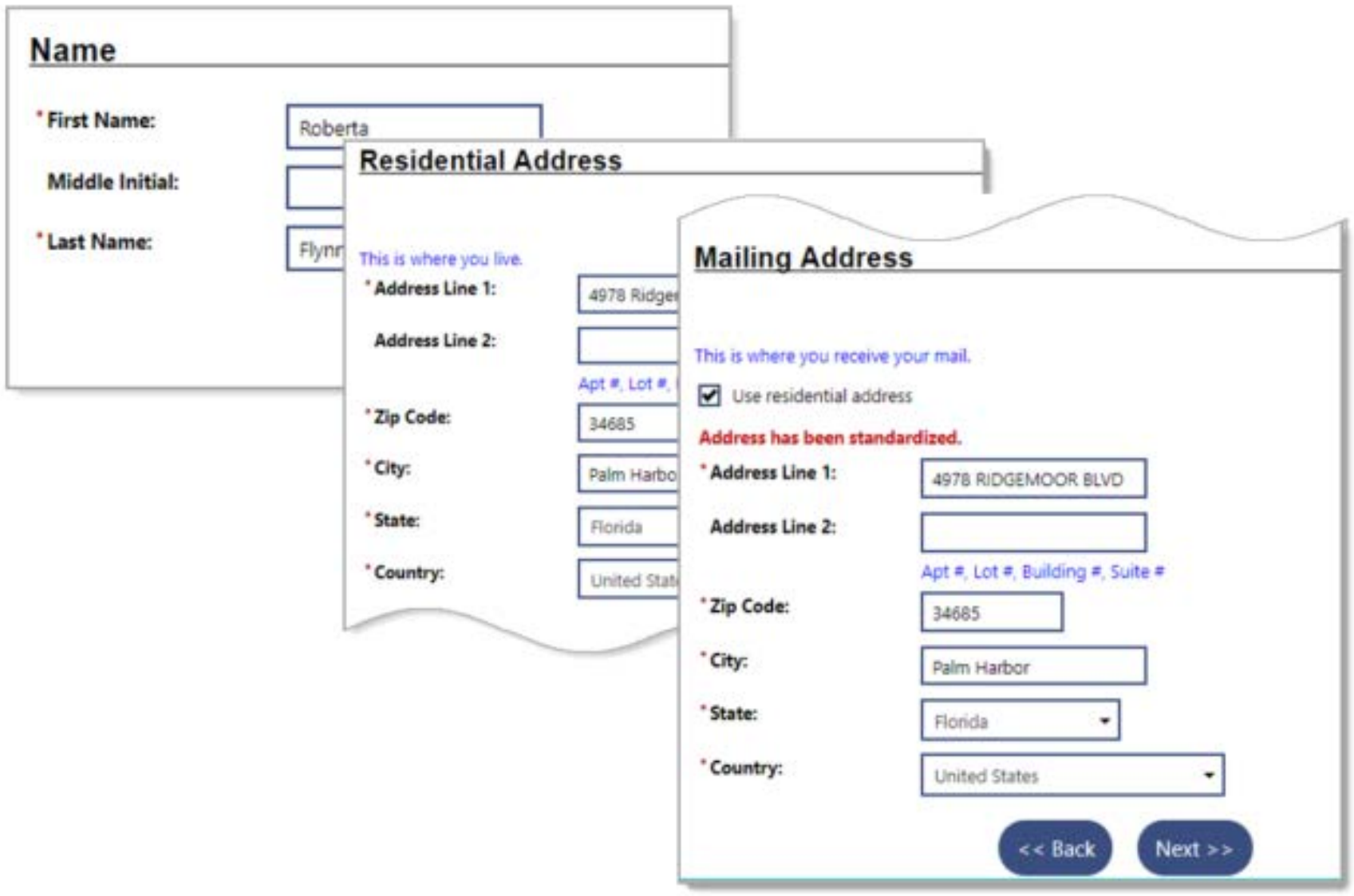

Name

* **First Name:** Roberta
Middle Initial:
* **Last Name:** Flyn

Residential Address

This is where you live.
* **Address Line 1:** 4978 Ridge
Address Line 2:
Apt #, Lot #,
* **Zip Code:** 34685
* **City:** Palm Harbo
* **State:** Florida
* **Country:** United Stat

Mailing Address

This is where you receive your mail.
☑ Use residential address
Address has been standardized.
* **Address Line 1:** 4978 RIDGEMOOR BLVD
Address Line 2:
Apt #, Lot #, Building #, Suite #
* **Zip Code:** 34685
* **City:** Palm Harbor
* **State:** Florida
* **Country:** United States

PUA Portal Registration Form – Name and Address Entry

12 In the Name section, enter your **First Name** and **Last Name** (and **Middle Initial**, if desired).

a. If you have worked under a different name than what has been entered, click the click here link and enter it.

13 Click **Next** to continue.

14 In the Residential Address section, enter the street address where you live.

15 In the Mailing Address section, either click the **Use residential address** checkbox if the same, or if different, enter the address where you receive your mail.

16 Click **Next** to continue (see figure below).

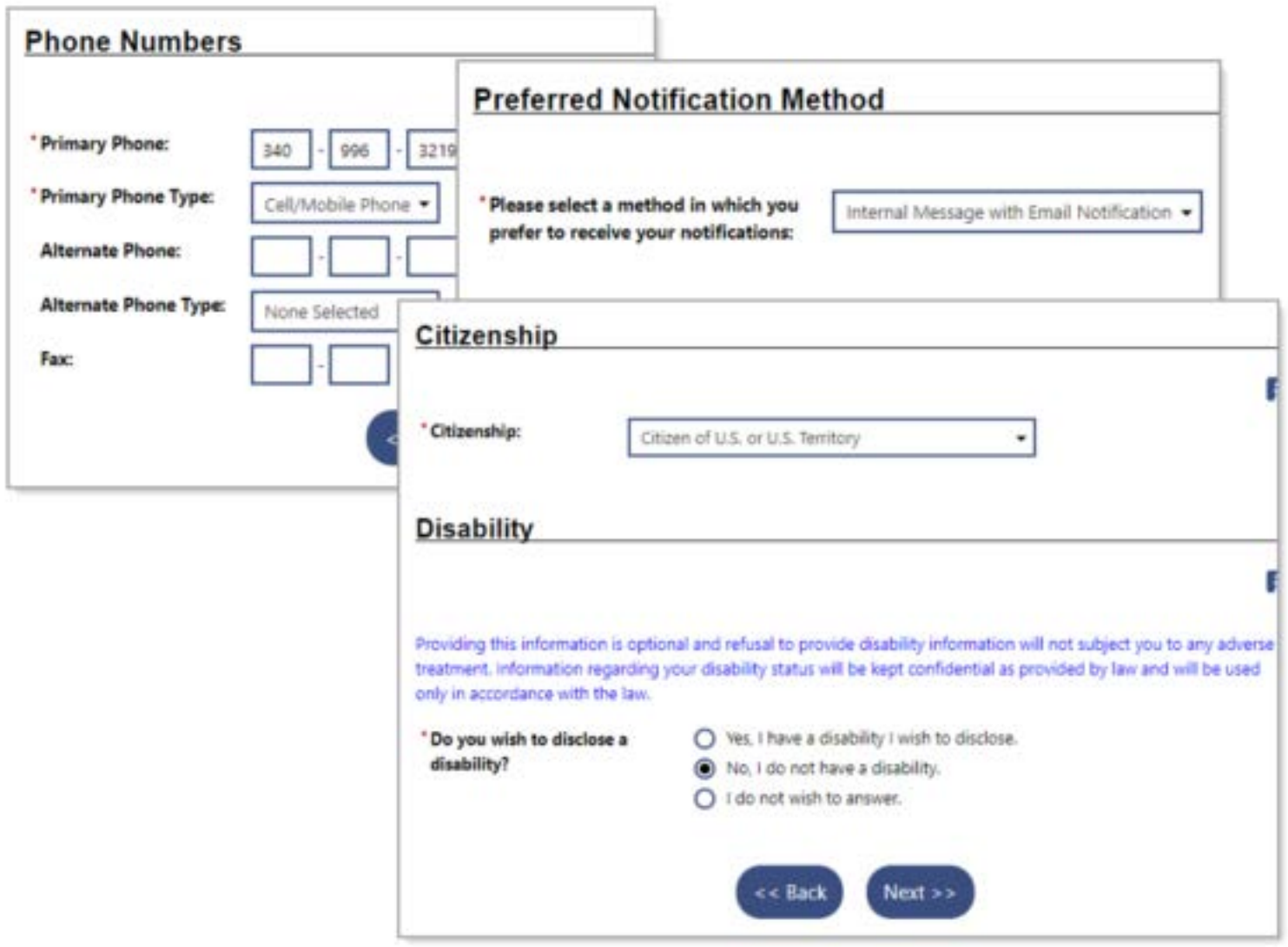

Phone Numbers

* **Primary Phone:** 340 - 996 - 3219
* **Primary Phone Type:** Cell/Mobile Phone
Alternate Phone:
Alternate Phone Type: None Selected
Fax:

Preferred Notification Method

* **Please select a method in which you prefer to receive your notifications:** Internal Message with Email Notification

Citizenship

* **Citizenship:** Citizen of U.S. or U.S. Territory

Disability

Providing this information is optional and refusal to provide disability information will not subject you to any adverse treatment. Information regarding your disability status will be kept confidential as provided by law and will be used only in accordance with the law.

* **Do you wish to disclose a disability?**
○ Yes, I have a disability I wish to disclose.
● No, I do not have a disability.
○ I do not wish to answer.

PUA Portal Registration Form – Continued

17 In the Phone Numbers section, enter your **Primary Phone** number and **Type**. Alternate and Fax numbers are optional.

18 Click **Next** to continue.

19 In the Preferred Notification Method section, select **a method in which you prefer to receive your notifications**. An option that includes *Email* will always ensure you get them even if not logged in to the system.

20 Click **Next** to continue.

21 In the Citizenship section, select your **Citizenship** status.

    a. If *Permanent Resident* or *Alien/Refugee Lawfully Authorized to Work in U.S.*, supply the **Selected Document Type**.

22 In the Disability section, specify if **you wish to disclose a disability**. Please read the blue text on-screen for how this information can be used. If *Yes*, additional required questions about receiving Social Security will need to be answered.

23 Click **Next** to continue (see figure below).

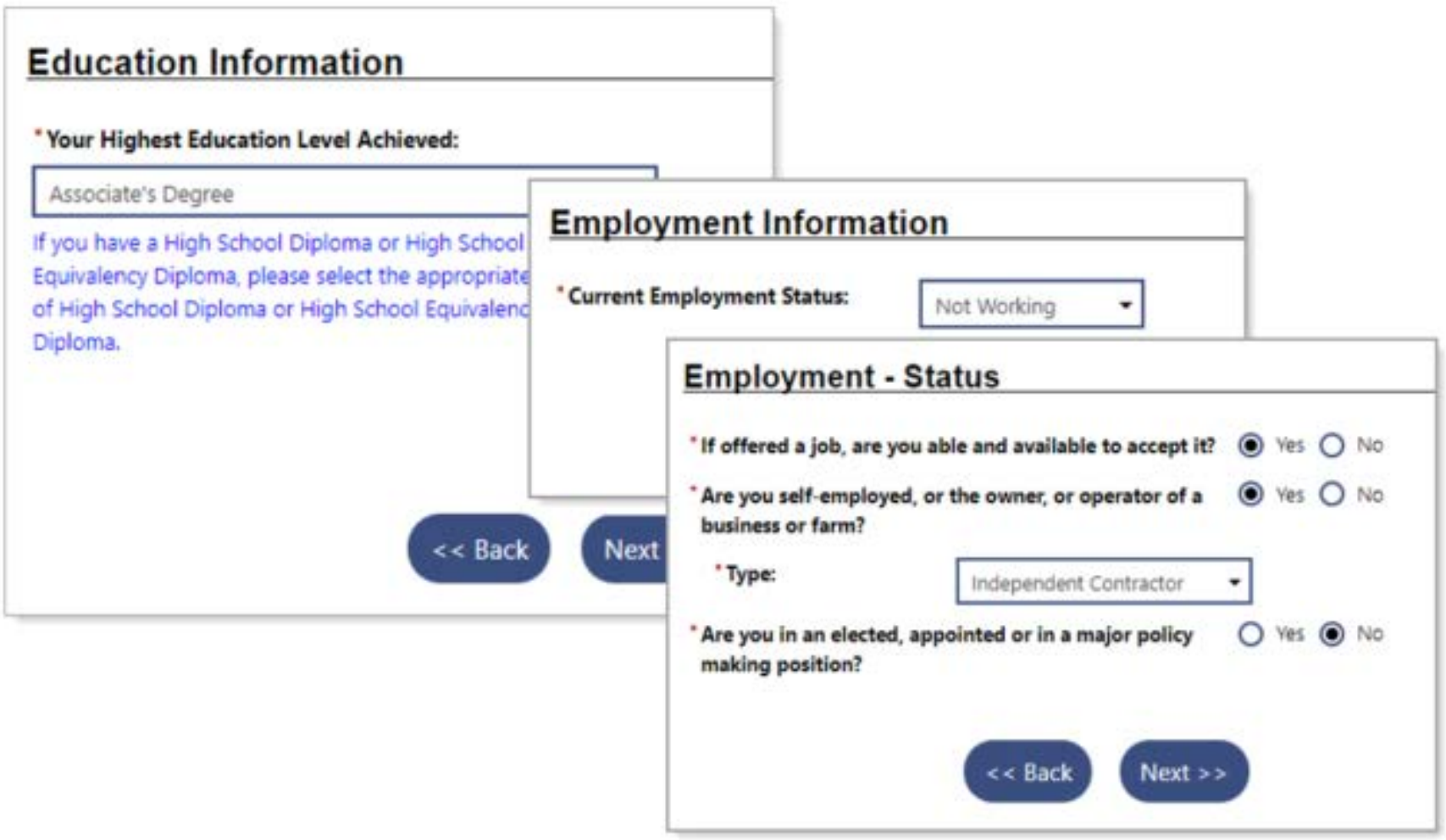

Education Information

* Your Highest Education Level Achieved: Associate's Degree

If you have a High School Diploma or High School
Equivalency Diploma, please select the appropriate
of High School Diploma or High School Equivalenc
Diploma.

Employment Information

* Current Employment Status: Not Working

Employment - Status

* If offered a job, are you able and available to accept it? ● Yes ○ No

* Are you self-employed, or the owner, or operator of a business or farm? ● Yes ○ No

* Type: Independent Contractor

* Are you in an elected, appointed or in a major policy making position? ○ Yes ● No

PUA Portal Registration Form – Continued

24 In the Education Information section, select **Your Highest Education Level Achieved**.

25 Click **Next** to continue.

26 In the Employment Information section, select your **Current Employment Status**.

27 Click **Next** to continue.

28 In the Employment-Status section, specify **If offered a job, are you able and available to accept it?**

    a. If *No*, you must **Indicate the reason(s) you could not accept work right now**.

29 Specify if **you are self-employed, or the owner, or operator of a business or farm**.

    a. If *Yes*, select your self-employment **Type** from the drop-down list that displays.

30 Specify if **you are in an elected, appointed or in a major policy making position**.

31 Click **Next** to continue (see figure below).

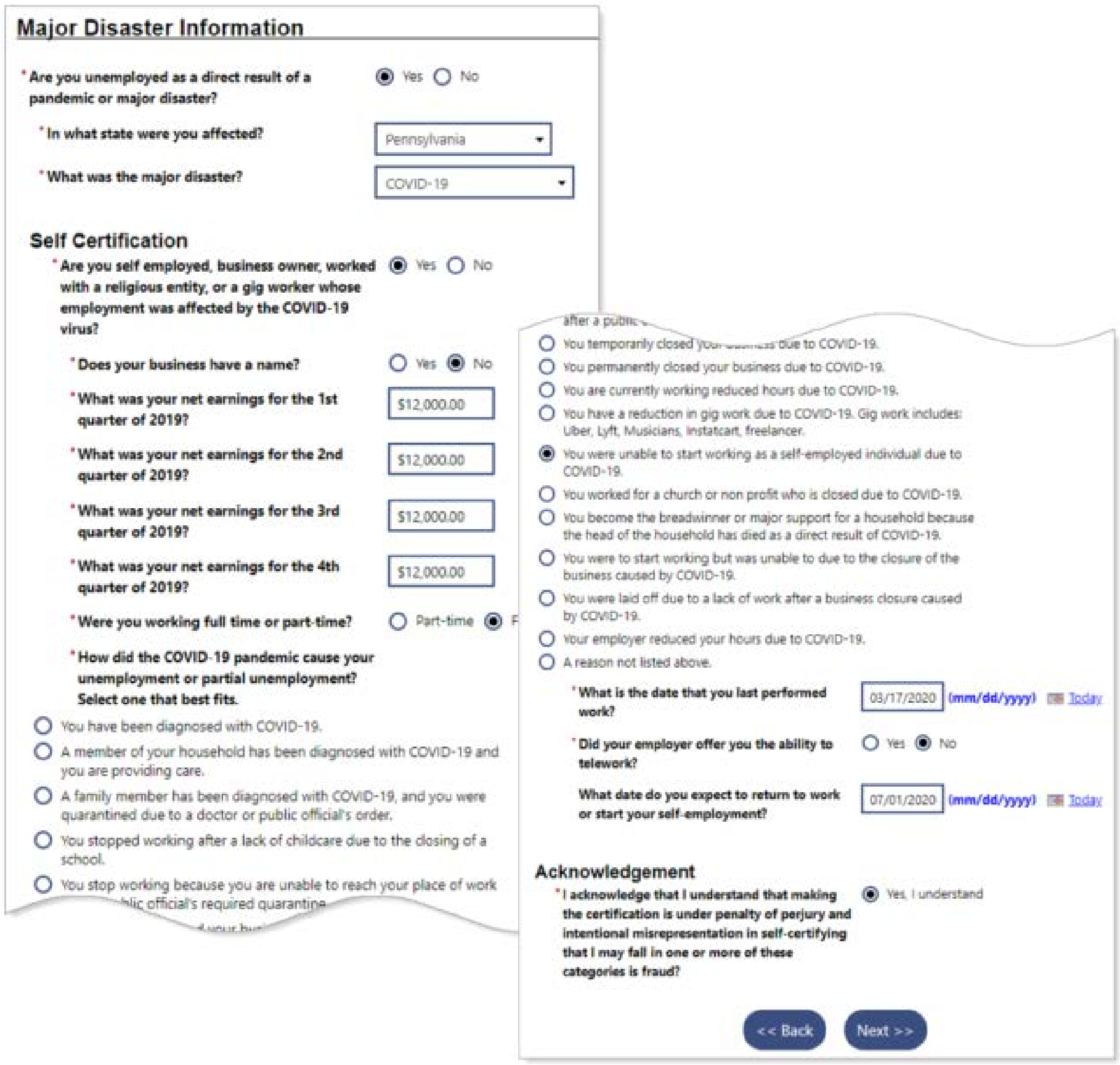

Major Disaster Information

* **Are you unemployed as a direct result of a pandemic or major disaster?** ● Yes ○ No

* **In what state were you affected?** Pennsylvania

* **What was the major disaster?** COVID-19

Self Certification

* **Are you self employed, business owner, worked with a religious entity, or a gig worker whose employment was affected by the COVID-19 virus?** ● Yes ○ No

* **Does your business have a name?** ○ Yes ● No

* **What was your net earnings for the 1st quarter of 2019?** $12,000.00

* **What was your net earnings for the 2nd quarter of 2019?** $12,000.00

* **What was your net earnings for the 3rd quarter of 2019?** $12,000.00

* **What was your net earnings for the 4th quarter of 2019?** $12,000.00

* **Were you working full time or part-time?** ○ Part-time ● F

* **How did the COVID-19 pandemic cause your unemployment or partial unemployment? Select one that best fits.**

- ○ You have been diagnosed with COVID-19.
- ○ A member of your household has been diagnosed with COVID-19 and you are providing care.
- ○ A family member has been diagnosed with COVID-19, and you were quarantined due to a doctor or public official's order.
- ○ You stopped working after a lack of childcare due to the closing of a school.
- ○ You stop working because you are unable to reach your place of work
- ○ You temporarily closed your business due to COVID-19.
- ○ You permanently closed your business due to COVID-19.
- ○ You are currently working reduced hours due to COVID-19.
- ○ You have a reduction in gig work due to COVID-19. Gig work includes: Uber, Lyft, Musicians, Instatcart, freelancer.
- ● You were unable to start working as a self-employed individual due to COVID-19.
- ○ You worked for a church or non profit who is closed due to COVID-19.
- ○ You become the breadwinner or major support for a household because the head of the household has died as a direct result of COVID-19.
- ○ You were to start working but was unable to due to the closure of the business caused by COVID-19.
- ○ You were laid off due to a lack of work after a business closure caused by COVID-19.
- ○ Your employer reduced your hours due to COVID-19.
- ○ A reason not listed above.

* **What is the date that you last performed work?** 03/17/2020 (mm/dd/yyyy) Today

* **Did your employer offer you the ability to telework?** ○ Yes ● No

What date do you expect to return to work or start your self-employment? 07/01/2020 (mm/dd/yyyy) Today

Acknowledgement

* **I acknowledge that I understand that making the certification is under penalty of perjury and intentional misrepresentation in self-certifying that I may fall in one or more of these categories is fraud?** ● Yes, I understand

PUA Portal Registration Form – Major Disaster Questions

32 In the Major Disaster Information section, select *Yes* for **Are you unemployed as a direct result of a pandemic or major disaster**?

33 Select **In what state were you affected**. Your state may be listed at the top.

34 Choose *COVID-19* for **What was the major disaster?**

⚠ *The page now redisplays to show the Self Certification and Acknowledgement sections. The Self Certification questions are dynamic, and based on your responses, new required fields will appear.*

35 Read each Self Certification question carefully and answer to the best of your ability.

36 Indicate that *Yes, I understand* and acknowledge your certification statements.

37 Click **Next** to continue.

38 In the Ethnic Origin section, specify if **You are of Hispanic or Latino heritage** and indicate your **Race** by checking all that apply.

39 Click **Next** to continue (see figure below).

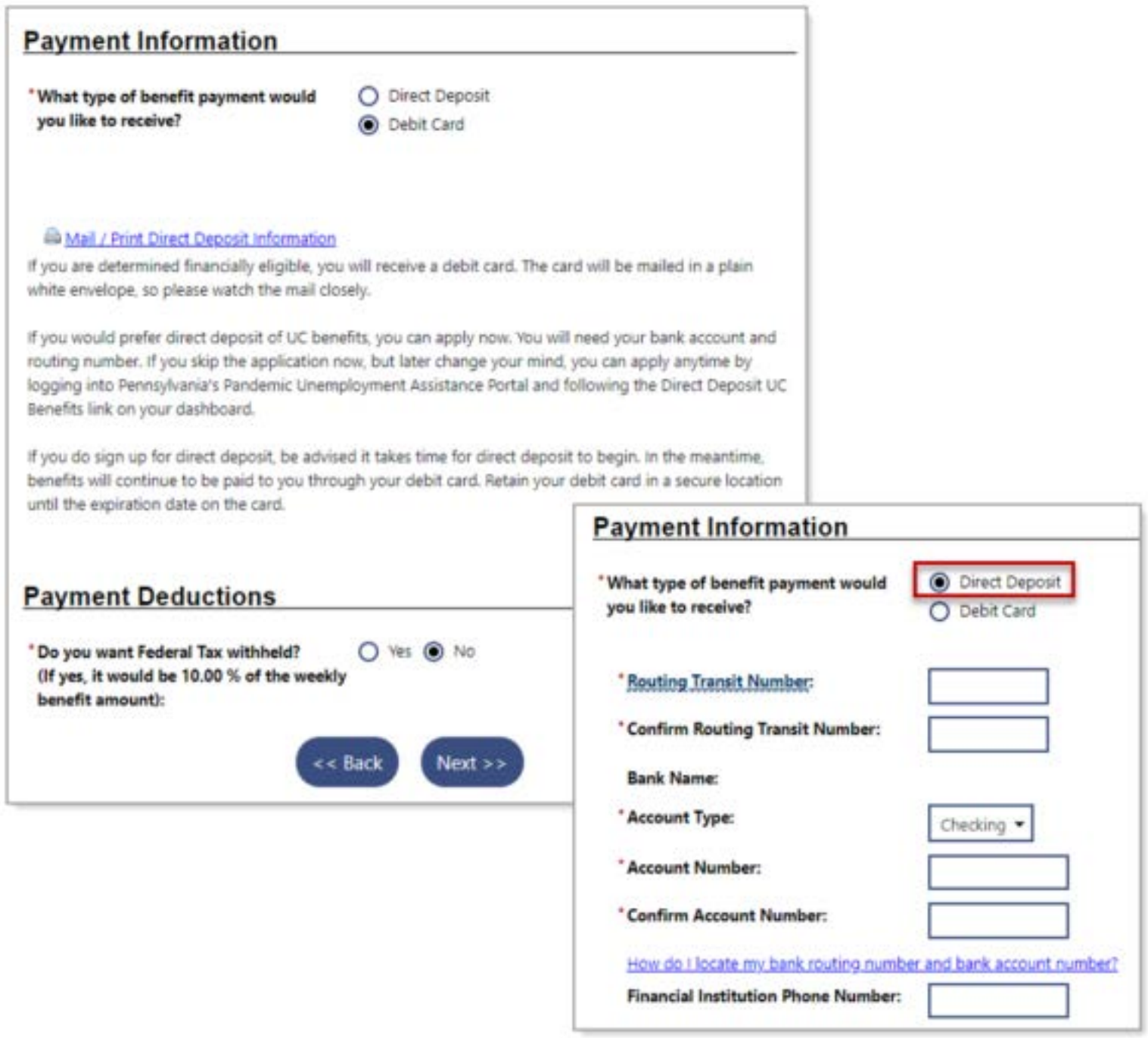

Payment Information

*What type of benefit payment would you like to receive? ○ Direct Deposit ● Debit Card

Mail / Print Direct Deposit Information

If you are determined financially eligible, you will receive a debit card. The card will be mailed in a plain white envelope, so please watch the mail closely.

If you would prefer direct deposit of UC benefits, you can apply now. You will need your bank account and routing number. If you skip the application now, but later change your mind, you can apply anytime by logging into Pennsylvania's Pandemic Unemployment Assistance Portal and following the Direct Deposit UC Benefits link on your dashboard.

If you do sign up for direct deposit, be advised it takes time for direct deposit to begin. In the meantime, benefits will continue to be paid to you through your debit card. Retain your debit card in a secure location until the expiration date on the card.

Payment Deductions

*Do you want Federal Tax withheld? (If yes, it would be 10.00 % of the weekly benefit amount): ○ Yes ● No

Payment Information

*What type of benefit payment would you like to receive? ● Direct Deposit ○ Debit Card

*Routing Transit Number:
*Confirm Routing Transit Number:
Bank Name:
*Account Type: Checking
*Account Number:
*Confirm Account Number:
How do I locate my bank routing number and bank account number?
Financial Institution Phone Number:

PUA Portal Registration Form – Payment Information Page

40 In the Payment Information section, indicate **What type of benefit payment would you like to receive**?

a. If *Direct Deposit*, supply your banking information in the fields that display (see figure above).

Note: *If you do sign up for direct deposit, benefits may still be paid to you through a debit card, until the setup of direct deposit begins.*

41 In the Payment Deductions section, specify if **you want Federal Tax withheld** at 10% of the weekly benefit amount.

42 Click **Next** to continue (see figure below).

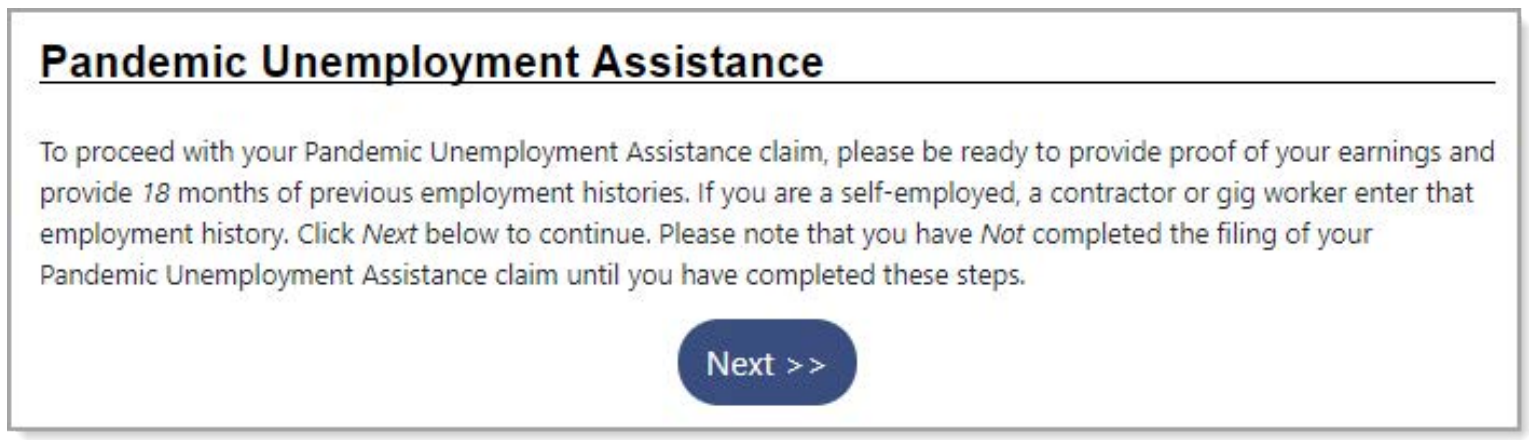

Pandemic Unemployment Assistance

To proceed with your Pandemic Unemployment Assistance claim, please be ready to provide proof of your earnings and provide *18* months of previous employment histories. If you are a self-employed, a contractor or gig worker enter that employment history. Click *Next* below to continue. Please note that you have *Not* completed the filing of your Pandemic Unemployment Assistance claim until you have completed these steps.

Notification about Providing Proof of Earnings and Work History

⚠ *To proceed with your Pandemic Unemployment Assistance claim, you must provide proof of your earnings and 18 months of previous employment history. This allows the system to determine if you qualify for other programs. Please note that you have not completed the filing of your claim until you have completed these steps.*

43 Click **Next** to continue (see figure below).

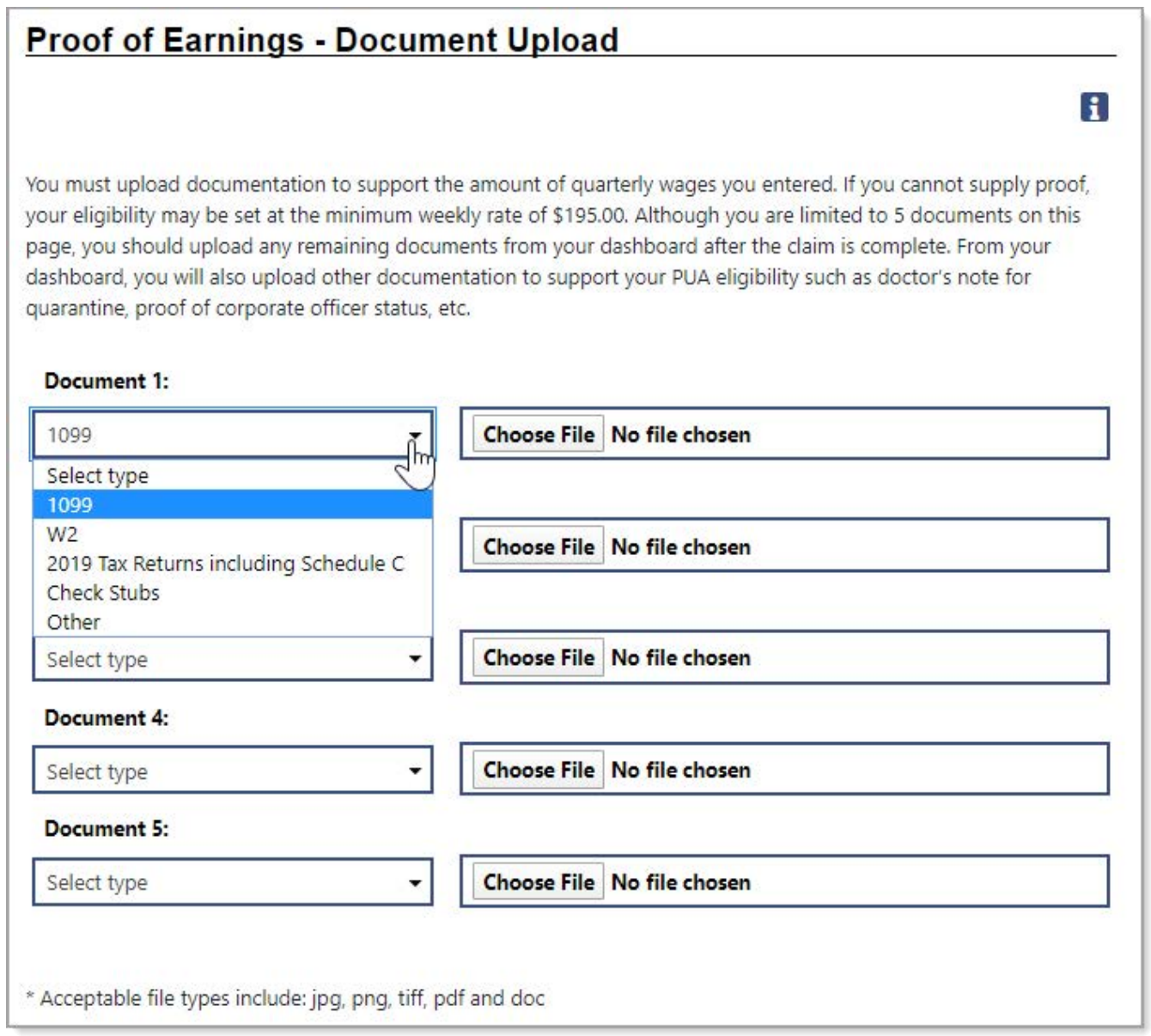

Proof of Earnings - Document Upload

You must upload documentation to support the amount of quarterly wages you entered. If you cannot supply proof, your eligibility may be set at the minimum weekly rate of $195.00. Although you are limited to 5 documents on this page, you should upload any remaining documents from your dashboard after the claim is complete. From your dashboard, you will also upload other documentation to support your PUA eligibility such as doctor's note for quarantine, proof of corporate officer status, etc.

Document 1: 1099 — Choose File No file chosen

Select type — Choose File No file chosen

Select type — Choose File No file chosen

Document 4: Select type — Choose File No file chosen

Document 5: Select type — Choose File No file chosen

* Acceptable file types include: jpg, png, tiff, pdf and doc

PUA Portal Work History Form – Proof of Earnings Upload Page

44 If you can prove your earnings with uploaded documents, such as 1099, W2, or check stubs, select the type of earnings document you will upload and then click the **Choose File** button. You can upload up to five documents to cover the 18-month period. If you have no documents to upload, click **Next**, and confirm to skip this page.

45 Click **Next** to continue (see figure below).

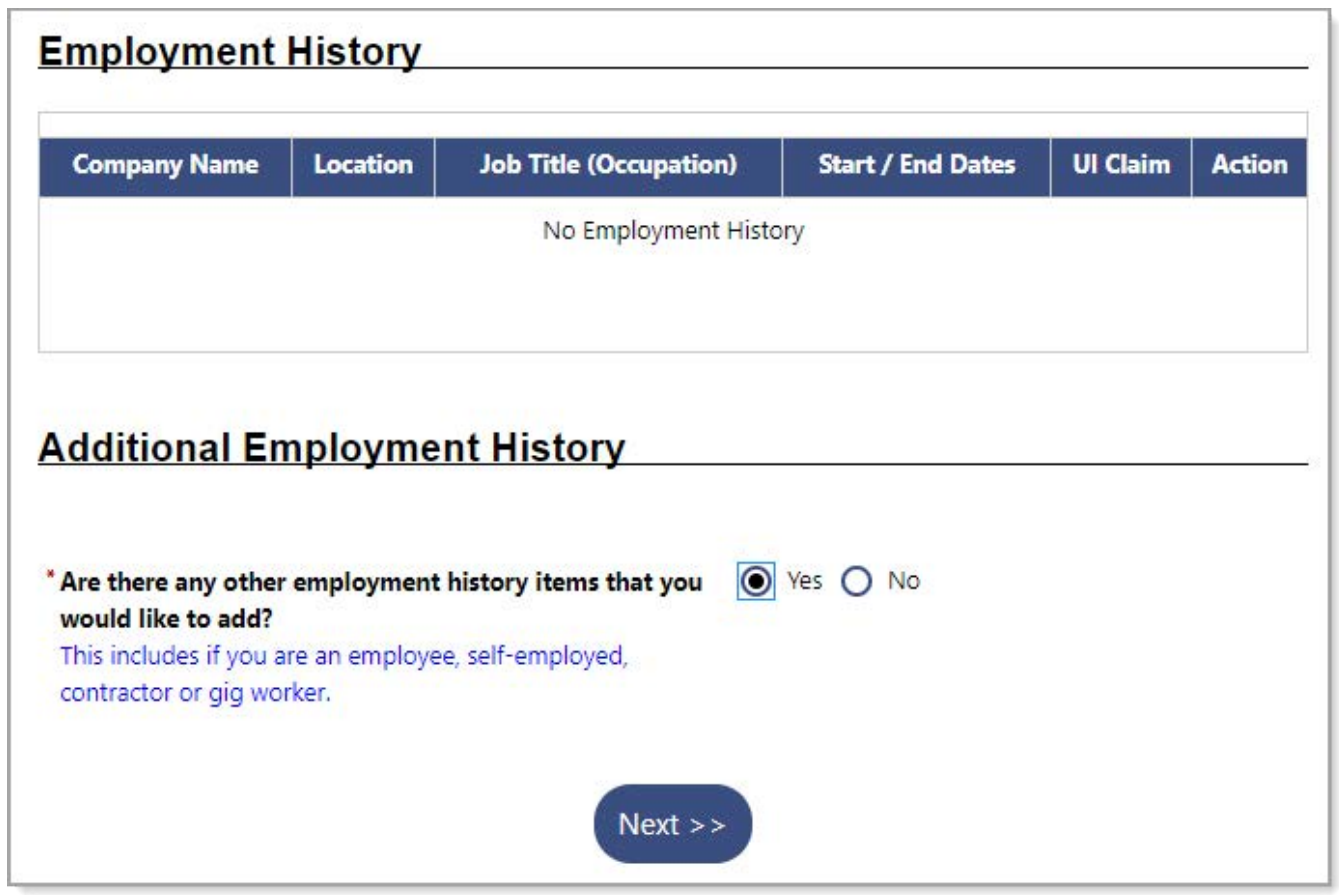

Employment History

Company Name	Location	Job Title (Occupation)	Start / End Dates	UI Claim	Action
No Employment History					

Additional Employment History

* **Are there any other employment history items that you would like to add?** ● Yes ○ No
This includes if you are an employee, self-employed, contractor or gig worker.

PUA Portal Work History Form – Employment History Page

46 If you don't already have at least 18 months' of work history as part of uploading documents, in the Additional Employment History section, click *Yes* to add additional employment history items.

47 Click **Next** to continue (see figure below).

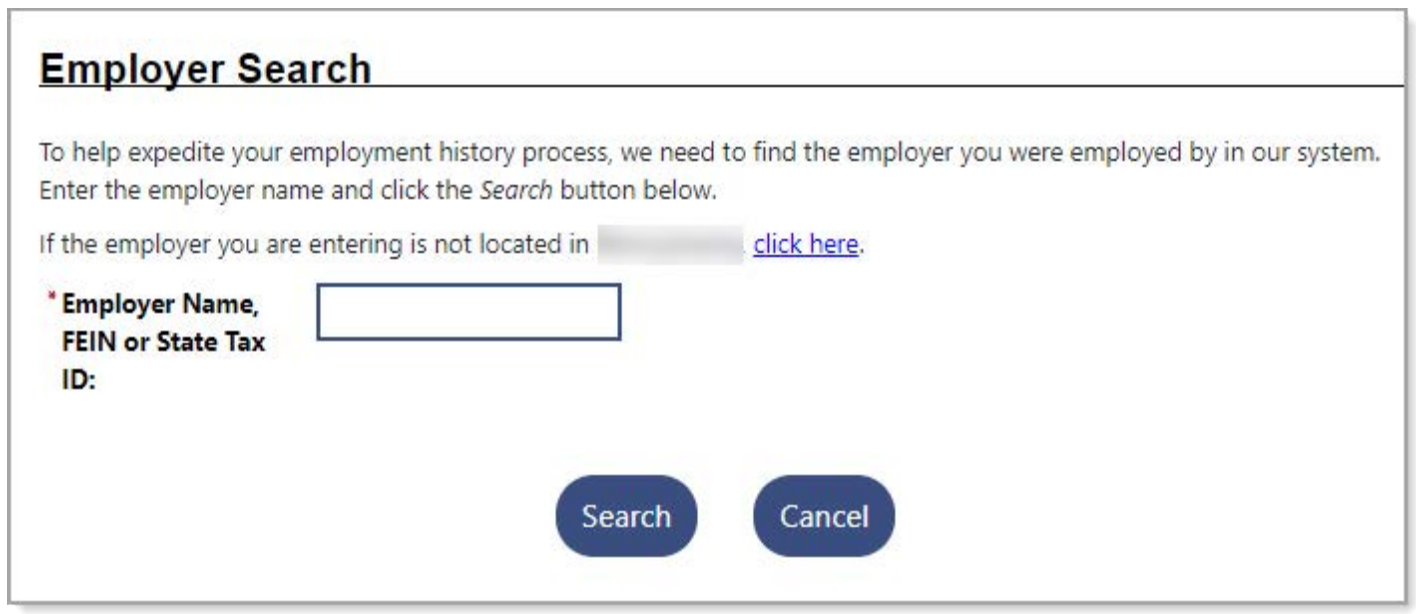

Employer Search

To help expedite your employment history process, we need to find the employer you were employed by in our system. Enter the employer name and click the *Search* button below.

If the employer you are entering is not located in [redacted] click here.

* **Employer Name, FEIN or State Tax ID:** ☐

PUA Portal Work History Form – Employer Search

48 If your most recent employer is located in the state in which you are filing this claim, begin typing their **Name, FEIN or State Tax ID** in the search box. The system will display matching employers that you can click on to select.

OR…

If your most recent employer does *not* appear in the list or is *not* located in the state in which you are filing this claim, click the click here link to enter their information manually. A detailed Employer Information form displays (see figure below).

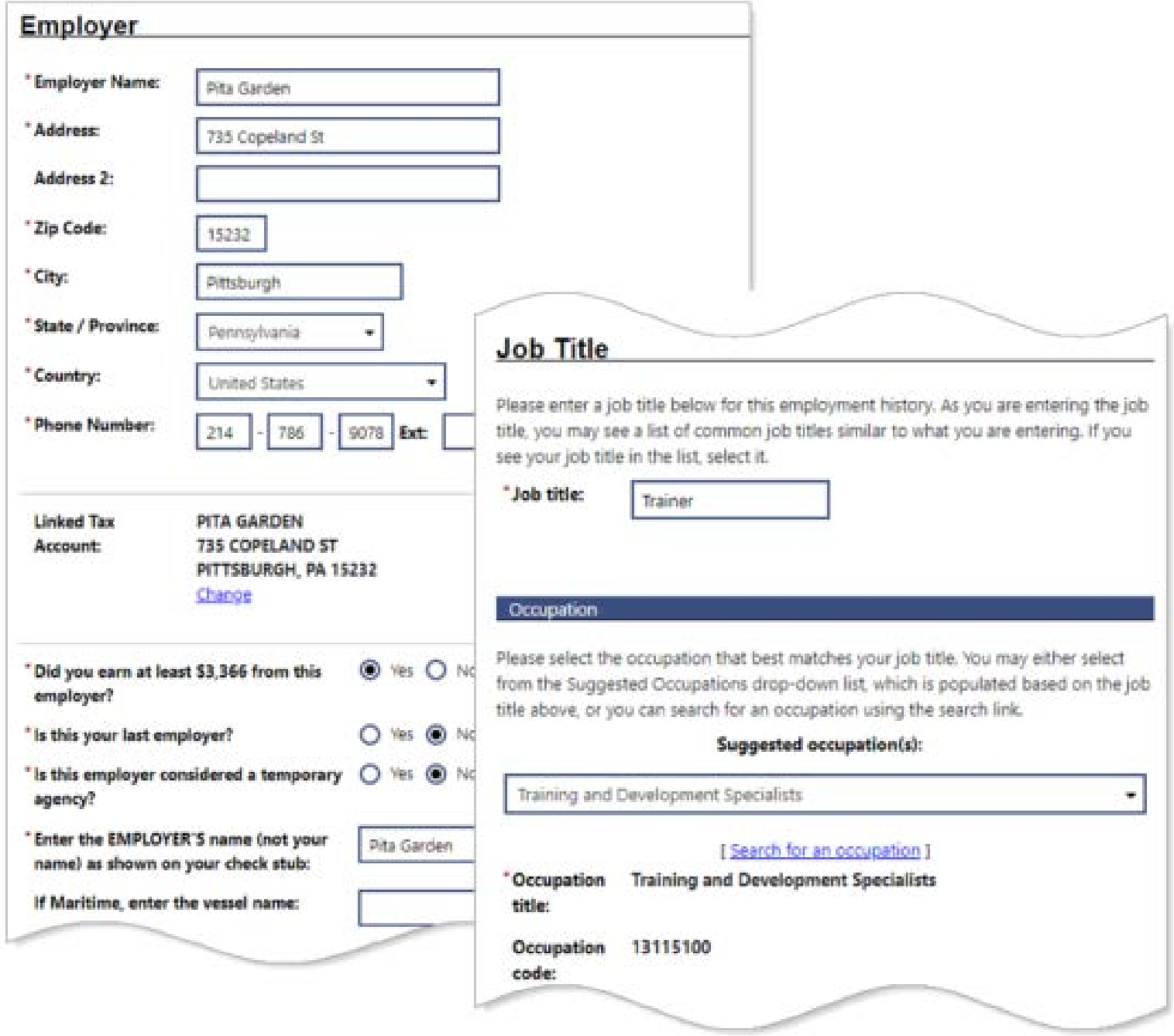

Employer

* **Employer Name:** Pita Garden
* **Address:** 735 Copeland St
Address 2:
* **Zip Code:** 15232
* **City:** Pittsburgh
* **State / Province:** Pennsylvania
* **Country:** United States
* **Phone Number:** 214 - 786 - 9078 **Ext:**

Linked Tax Account: PITA GARDEN
735 COPELAND ST
PITTSBURGH, PA 15232
Change

* **Did you earn at least $3,366 from this employer?** ● Yes ○ No
* **Is this your last employer?** ○ Yes ● No
* **Is this employer considered a temporary agency?** ○ Yes ● No
* **Enter the EMPLOYER'S name (not your name) as shown on your check stub:** Pita Garden
If Maritime, enter the vessel name:

Job Title

Please enter a job title below for this employment history. As you are entering the job title, you may see a list of common job titles similar to what you are entering. If you see your job title in the list, select it.

* **Job title:** Trainer

Occupation

Please select the occupation that best matches your job title. You may either select from the Suggested Occupations drop-down list, which is populated based on the job title above, or you can search for an occupation using the search link.

Suggested occupation(s): Training and Development Specialists

[Search for an occupation]

* **Occupation title:** Training and Development Specialists
Occupation code: 13115100

PUA Portal Work History Form – Employer and Job Title Sections

49 In the Employer and Job Title sections, complete all required fields to the best of your ability.

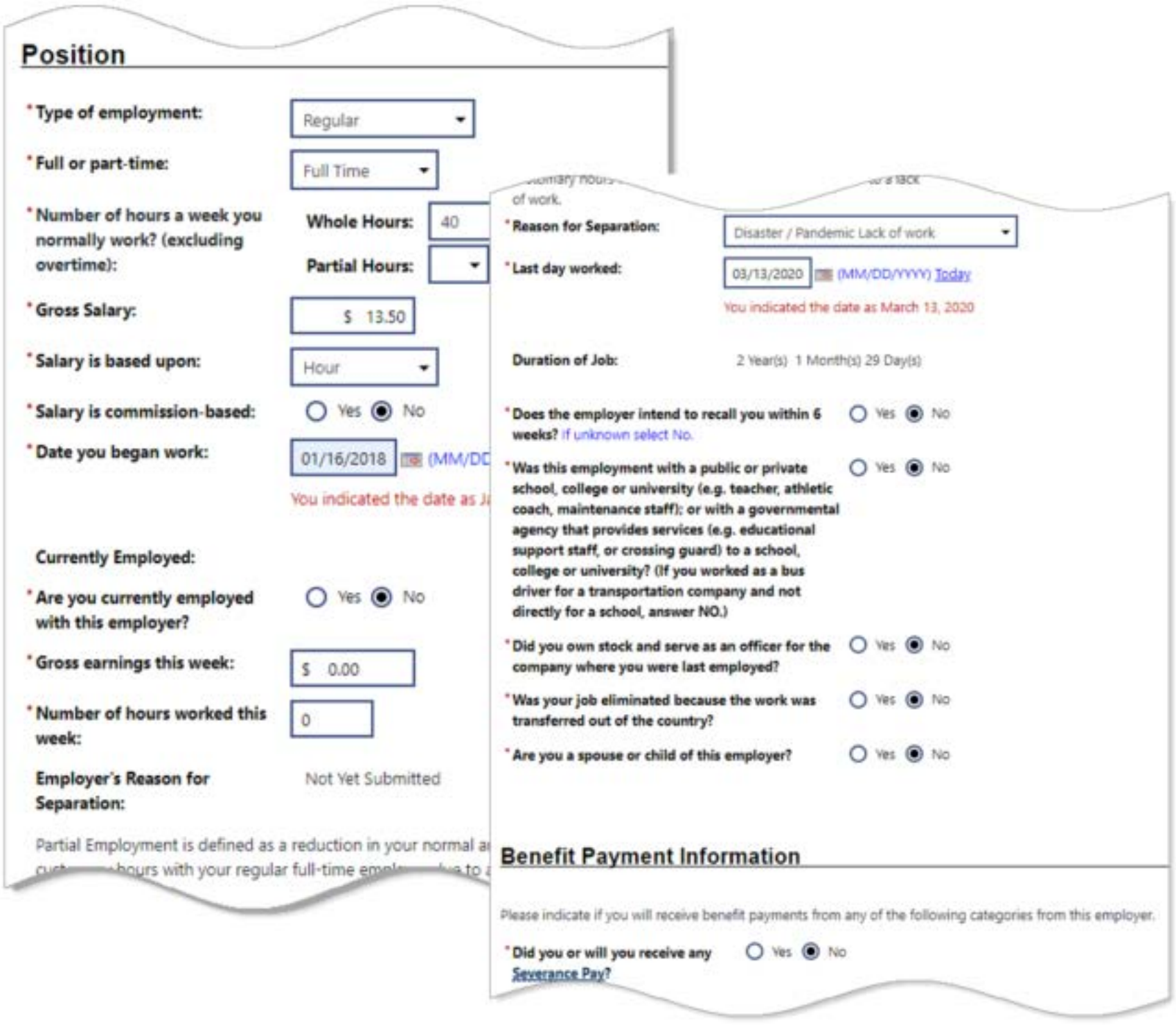

Position

*Type of employment: Regular
*Full or part-time: Full Time
*Number of hours a week you normally work? (excluding overtime): Whole Hours: 40 Partial Hours:
*Gross Salary: $ 13.50
*Salary is based upon: Hour
*Salary is commission-based: ○ Yes ● No
*Date you began work: 01/16/2018 (MM/DD
You indicated the date as J

Currently Employed:
*Are you currently employed with this employer? ○ Yes ● No
*Gross earnings this week: $ 0.00
*Number of hours worked this week: 0
Employer's Reason for Separation: Not Yet Submitted

Partial Employment is defined as a reduction in your normal a

of work.
*Reason for Separation: Disaster / Pandemic Lack of work
*Last day worked: 03/13/2020 (MM/DD/YYYY) Today
You indicated the date as March 13, 2020

Duration of Job: 2 Year(s) 1 Month(s) 29 Day(s)

*Does the employer intend to recall you within 6 weeks? If unknown select No. ○ Yes ● No
*Was this employment with a public or private school, college or university (e.g. teacher, athletic coach, maintenance staff); or with a governmental agency that provides services (e.g. educational support staff, or crossing guard) to a school, college or university? (If you worked as a bus driver for a transportation company and not directly for a school, answer NO.) ○ Yes ● No
*Did you own stock and serve as an officer for the company where you were last employed? ○ Yes ● No
*Was your job eliminated because the work was transferred out of the country? ○ Yes ● No
*Are you a spouse or child of this employer? ○ Yes ● No

Benefit Payment Information

Please indicate if you will receive benefit payments from any of the following categories from this employer.
*Did you or will you receive any Severance Pay? ○ Yes ● No

PUA Portal Work History Form – Position Section

50 In the Position section, complete all required fields to the best of your ability (see figure above). Many of the questions are dynamic, and depending on how you answer them, additional fields will be required to be completed.

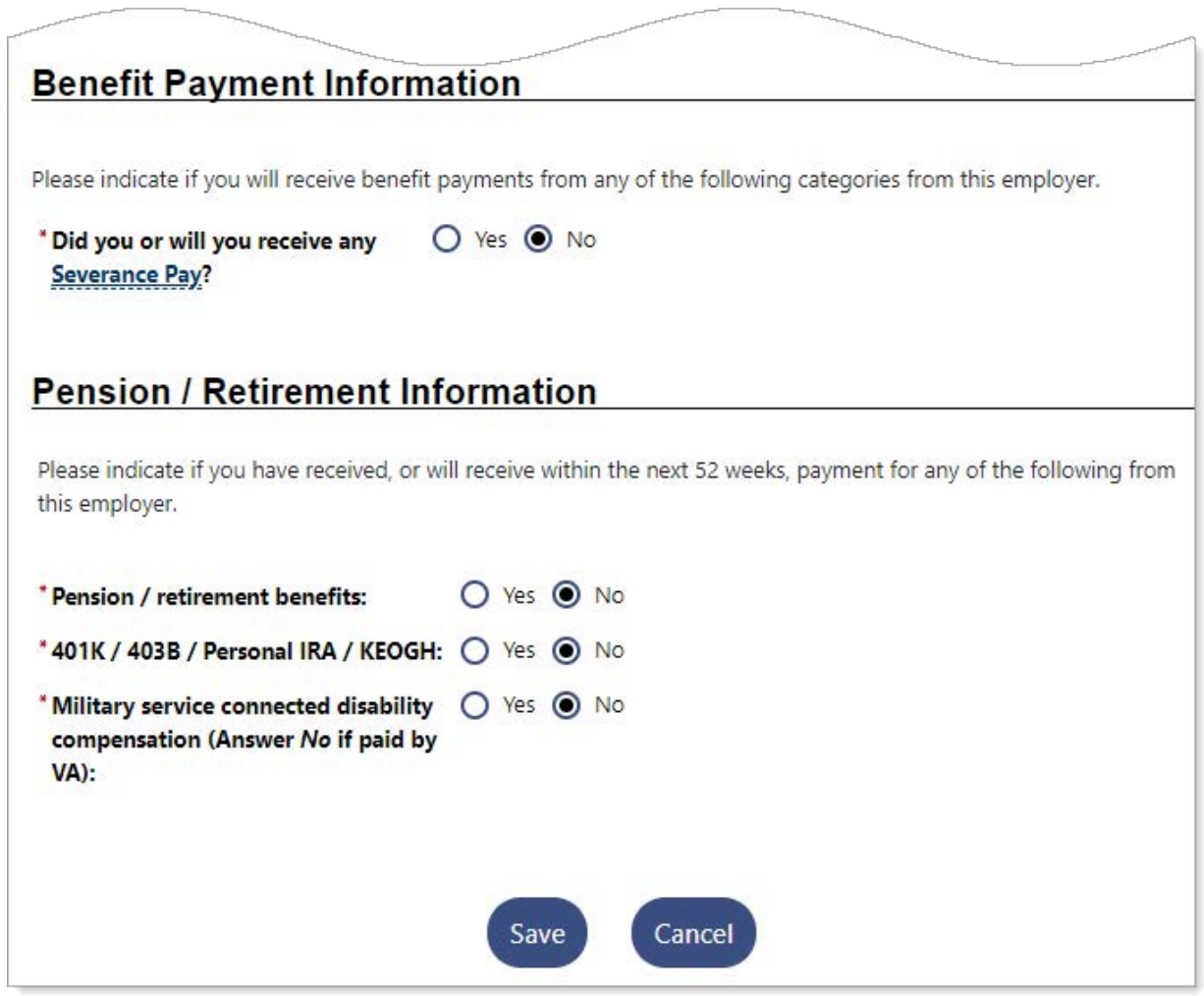

Benefit Payment Information

Please indicate if you will receive benefit payments from any of the following categories from this employer.
*Did you or will you receive any Severance Pay? ○ Yes ● No

Pension / Retirement Information

Please indicate if you have received, or will receive within the next 52 weeks, payment for any of the following from this employer.

*Pension / retirement benefits: ○ Yes ● No
*401K / 403B / Personal IRA / KEOGH: ○ Yes ● No
*Military service connected disability compensation (Answer *No* if paid by VA): ○ Yes ● No

PUA Portal Work History Form – Benefit, Pension/Retirement Sections

51 In the Benefit Payment Information section (see figure above), specify if you received, or will receive, any benefit payment categories. For *Yes* responses, you'll need to supply additional information.

52 In the Pension / Retirement Information section, specify if you received, or will receive in the next 52 weeks, any pension/retirement payment categories. *Yes* responses will require additional required fields to be completed.

53 When you have completed all required fields on this form to the best of your ability, click the **Save** button. The Employment History page redisplays with a summary of the job you just entered (see figure below).

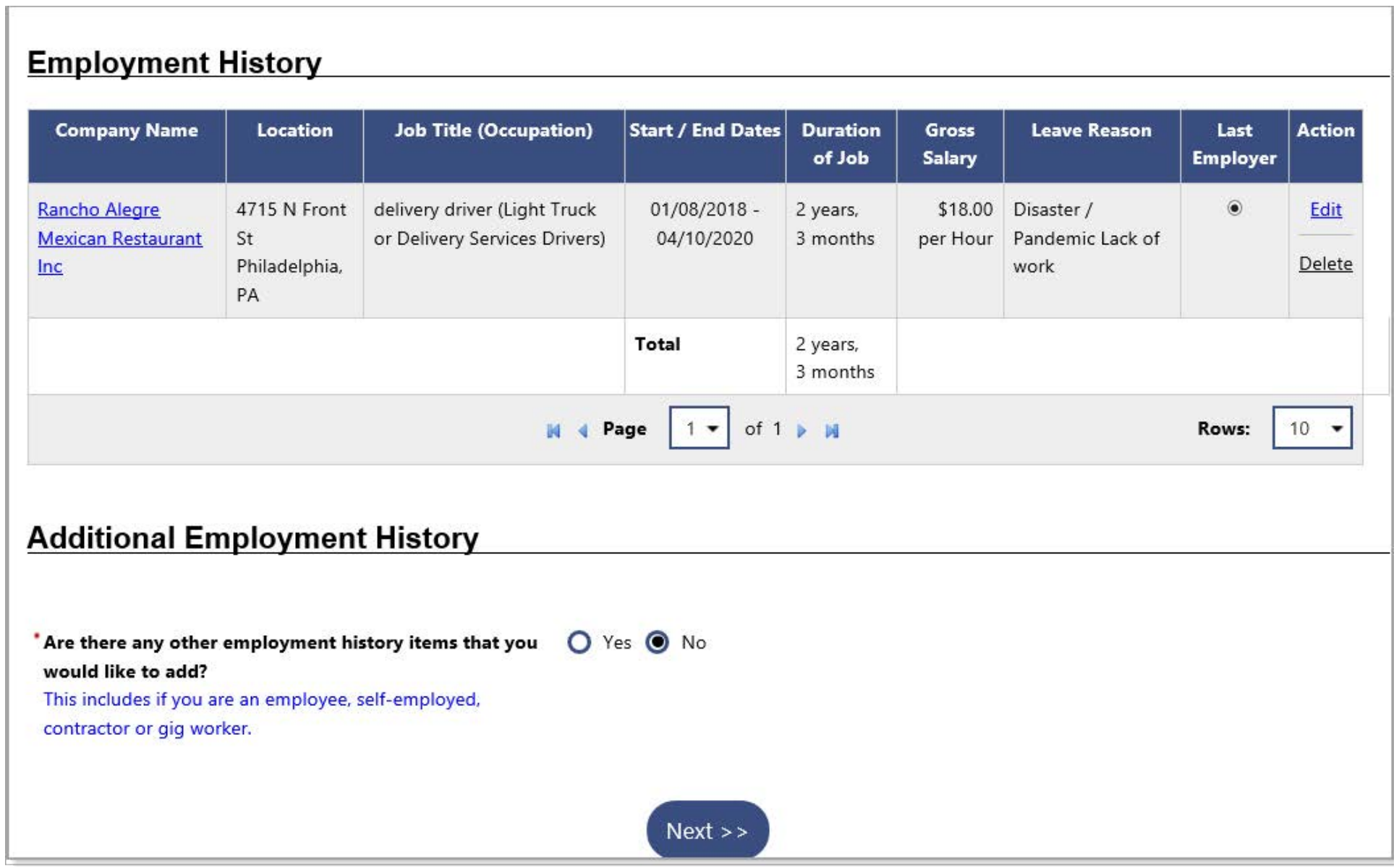

Employment History

Company Name	Location	Job Title (Occupation)	Start / End Dates	Duration of Job	Gross Salary	Leave Reason	Last Employer	Action
Rancho Alegre Mexican Restaurant Inc	4715 N Front St Philadelphia, PA	delivery driver (Light Truck or Delivery Services Drivers)	01/08/2018 - 04/10/2020	2 years, 3 months	$18.00 per Hour	Disaster / Pandemic Lack of work	●	Edit Delete
			Total	2 years, 3 months				

Additional Employment History

*Are there any other employment history items that you would like to add? ○ Yes ● No
This includes if you are an employee, self-employed, contractor or gig worker.

PUA Portal Work History Form – Employment History Page with Employment Listed

54 Indicate if this is your **Last Employer** by clicking the radio button.

55 If your recorded employment history does *not* cover the last 18 months, click *Yes* to add additional employment history and repeat the procedure to add the next previous job.

OR…

If it *does* cover 18 months, click *No*, then click **Next** to continue. A confirmation message appears with a link to review what you submitted (see figure below).

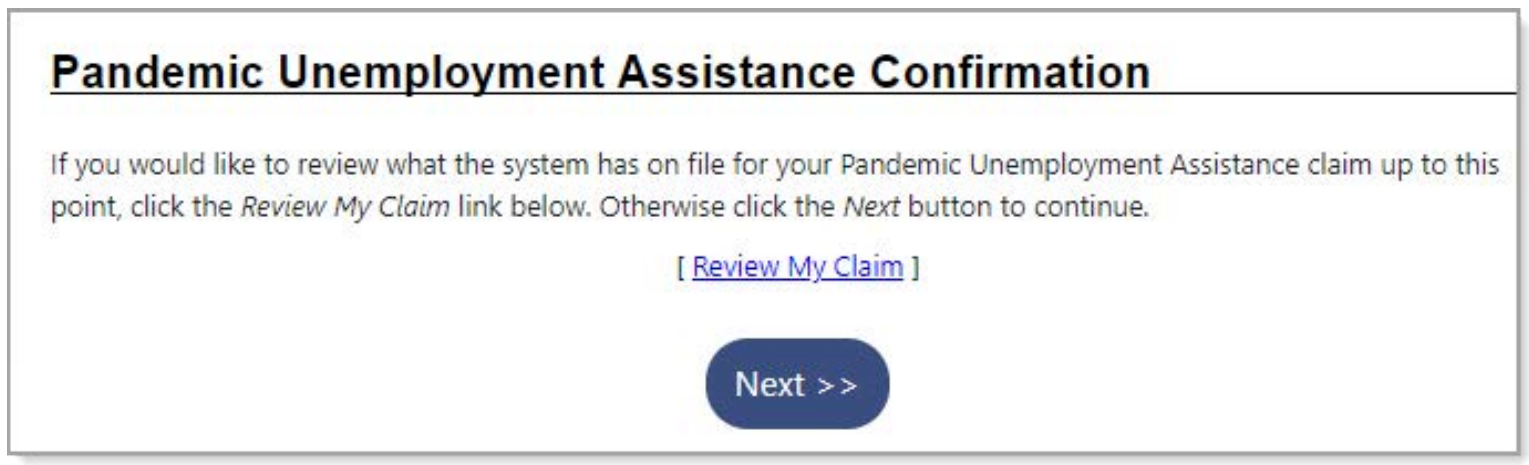

Pandemic Unemployment Assistance Confirmation

If you would like to review what the system has on file for your Pandemic Unemployment Assistance claim up to this point, click the *Review My Claim* link below. Otherwise click the *Next* button to continue.

[Review My Claim]

PUA Confirmation Message

56 Click **Next** to continue. A Certification page displays (see figure below).

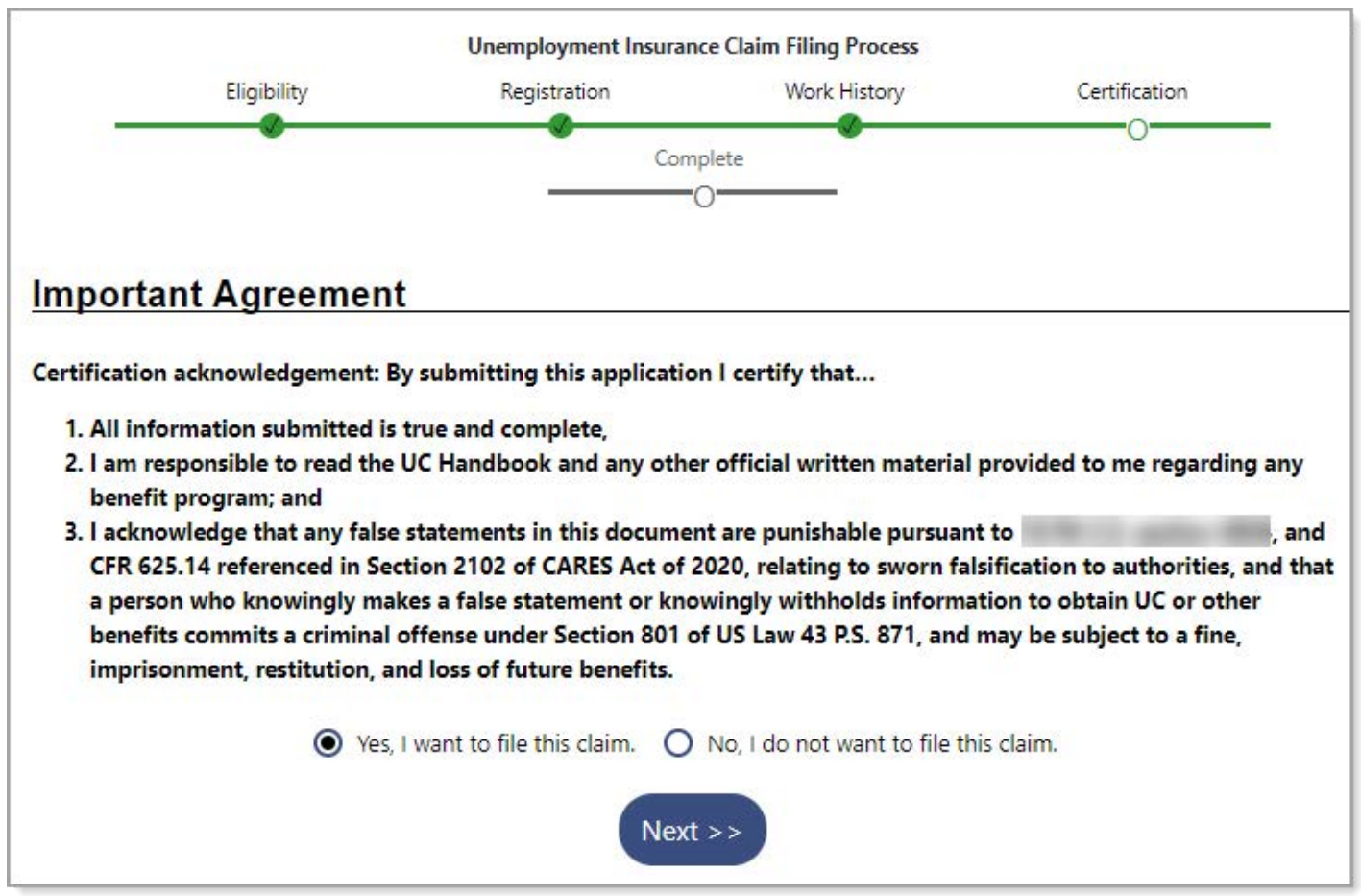

Important Agreement

Certification acknowledgement: By submitting this application I certify that...

1. **All information submitted is true and complete,**
2. **I am responsible to read the UC Handbook and any other official written material provided to me regarding any benefit program; and**
3. **I acknowledge that any false statements in this document are punishable pursuant to [redacted], and CFR 625.14 referenced in Section 2102 of CARES Act of 2020, relating to sworn falsification to authorities, and that a person who knowingly makes a false statement or knowingly withholds information to obtain UC or other benefits commits a criminal offense under Section 801 of US Law 43 P.S. 871, and may be subject to a fine, imprisonment, restitution, and loss of future benefits.**

● Yes, I want to file this claim. ○ No, I do not want to file this claim.

Sample PUA Claim Certification Statement

57 Click *Yes, I want to file this claim* and then click **Next** to file the claim. A page displays listing your responsibilities (see figure below).

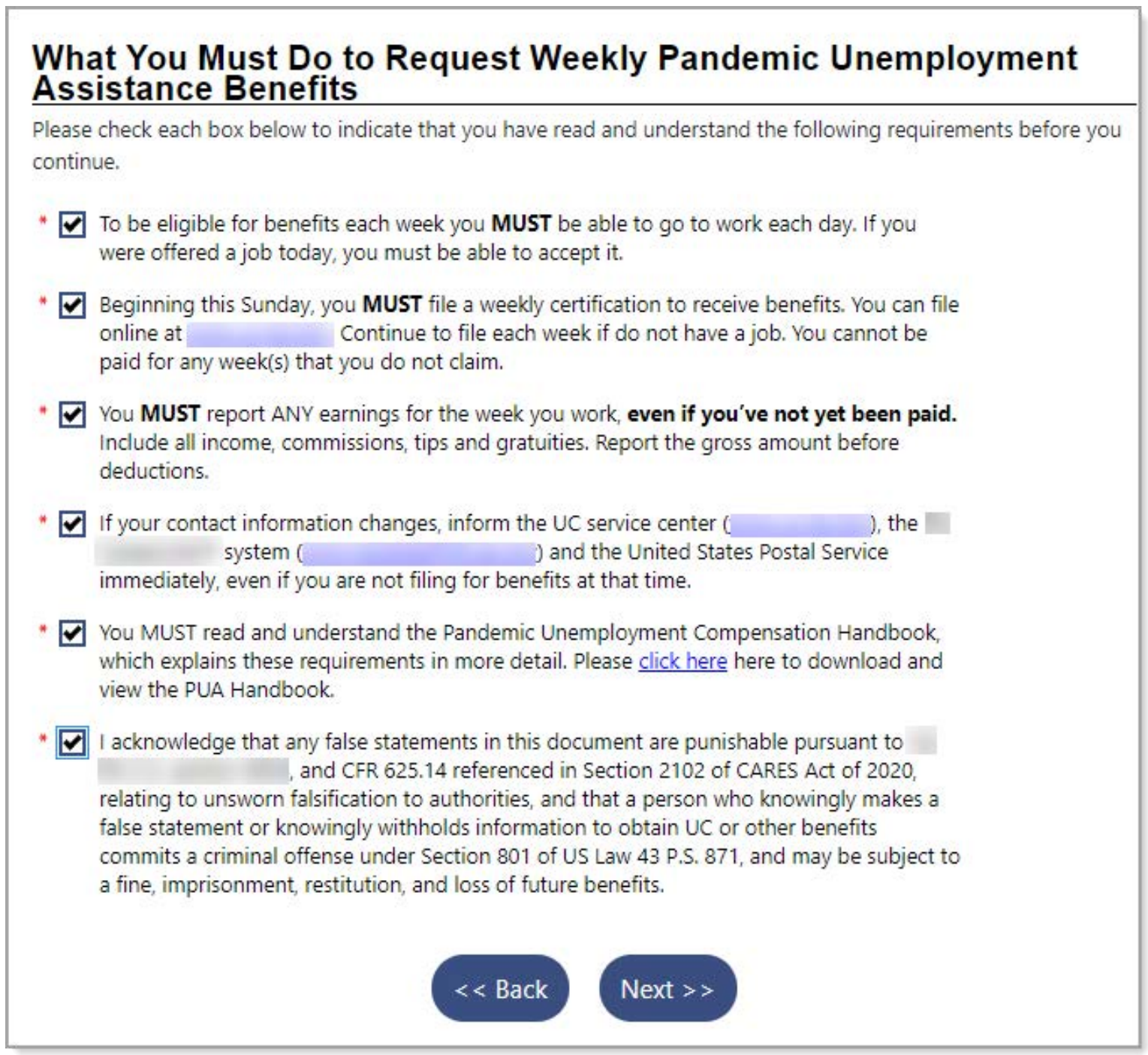

What You Must Do to Request Weekly Pandemic Unemployment Assistance Benefits

Please check each box below to indicate that you have read and understand the following requirements before you continue.

- * ☑ To be eligible for benefits each week you **MUST** be able to go to work each day. If you were offered a job today, you must be able to accept it.
- * ☑ Beginning this Sunday, you **MUST** file a weekly certification to receive benefits. You can file online at [redacted] Continue to file each week if do not have a job. You cannot be paid for any week(s) that you do not claim.
- * ☑ You **MUST** report ANY earnings for the week you work, **even if you've not yet been paid.** Include all income, commissions, tips and gratuities. Report the gross amount before deductions.
- * ☑ If your contact information changes, inform the UC service center ([redacted]), the [redacted] system ([redacted]) and the United States Postal Service immediately, even if you are not filing for benefits at that time.
- * ☑ You MUST read and understand the Pandemic Unemployment Compensation Handbook, which explains these requirements in more detail. Please click here to download and view the PUA Handbook.
- * ☑ I acknowledge that any false statements in this document are punishable pursuant to [redacted], and CFR 625.14 referenced in Section 2102 of CARES Act of 2020, relating to unsworn falsification to authorities, and that a person who knowingly makes a false statement or knowingly withholds information to obtain UC or other benefits commits a criminal offense under Section 801 of US Law 43 P.S. 871, and may be subject to a fine, imprisonment, restitution, and loss of future benefits.

Sample What You Must Do Page

58 Read each statement and check each box to confirm your understanding and agreement.

59 Click **Next** to continue. The system begins processing your claim. A Pandemic Unemployment Assistance Claim Confirmation page displays (see figure below), stating that your Pandemic Unemployment Assistance claim and work registration account has been created successfully and will be reviewed for eligibility.

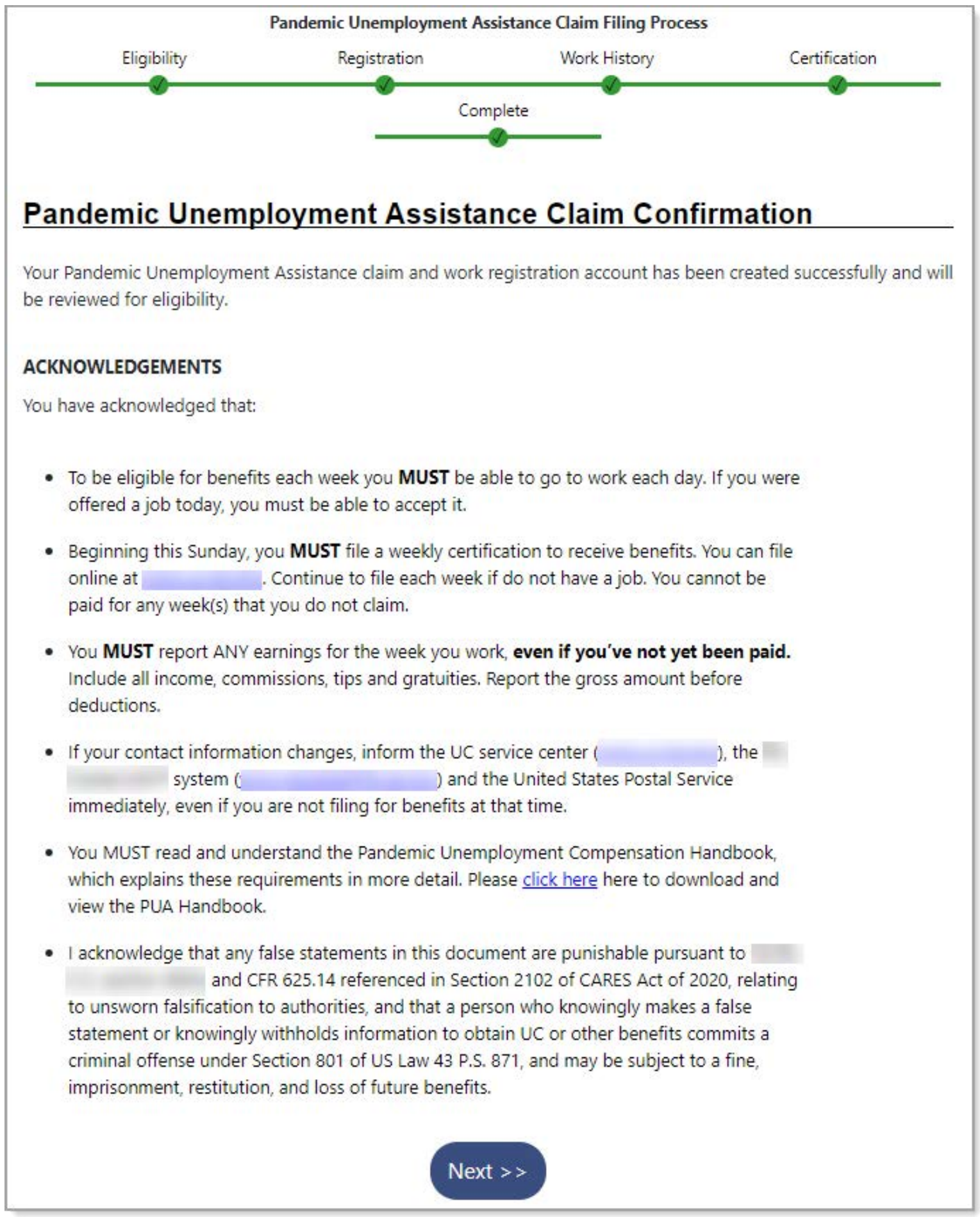

Pandemic Unemployment Assistance Claim Confirmation

Your Pandemic Unemployment Assistance claim and work registration account has been created successfully and will be reviewed for eligibility.

ACKNOWLEDGEMENTS

You have acknowledged that:

- To be eligible for benefits each week you **MUST** be able to go to work each day. If you were offered a job today, you must be able to accept it.
- Beginning this Sunday, you **MUST** file a weekly certification to receive benefits. You can file online at [redacted]. Continue to file each week if do not have a job. You cannot be paid for any week(s) that you do not claim.
- You **MUST** report ANY earnings for the week you work, **even if you've not yet been paid.** Include all income, commissions, tips and gratuities. Report the gross amount before deductions.
- If your contact information changes, inform the UC service center ([redacted]), the [redacted] system ([redacted]) and the United States Postal Service immediately, even if you are not filing for benefits at that time.
- You MUST read and understand the Pandemic Unemployment Compensation Handbook, which explains these requirements in more detail. Please click here here to download and view the PUA Handbook.
- I acknowledge that any false statements in this document are punishable pursuant to [redacted] and CFR 625.14 referenced in Section 2102 of CARES Act of 2020, relating to unsworn falsification to authorities, and that a person who knowingly makes a false statement or knowingly withholds information to obtain UC or other benefits commits a criminal offense under Section 801 of US Law 43 P.S. 871, and may be subject to a fine, imprisonment, restitution, and loss of future benefits.

Sample PUA Claim Confirmation Page

60 Click **Next** to continue. Your PUA Portal dashboard displays.

⚠ *This completes your registration and initial PUA claim filing. Your claim will be reviewed for eligibility, and you will receive written notice in the mail with important information about your claim status.*

Next Step: *As early as the coming Sunday, you must file weekly certifications to continue receiving benefits. See the topic "Filing Your PUA Weekly Certification" below for details. Some states may require bi-weekly claim certification.*

To check your claim and payment status, see the topic "Checking Your Claim Status and Payment Details" later in this guide. To check for notification messages and reply to them, see the topic "Checking Your Message Center for Claim Notifications" at the end of this guide.

Filing Your PUA Weekly Certification

You must file a weekly claim for any week that you want payment, even if your eligibility is being determined or you have an appeal pending. Answer all required questions on the weekly certification form.

Note: *Some states may require bi-weekly claim certification. The questions and screens that appear during weekly certification filing may differ from state to state; your procedures may vary somewhat from what is presented here.*

▶ **To file a weekly PUA certification:**

1. Access your state's PUA Portal home page in your usual manner. A splash page will display.

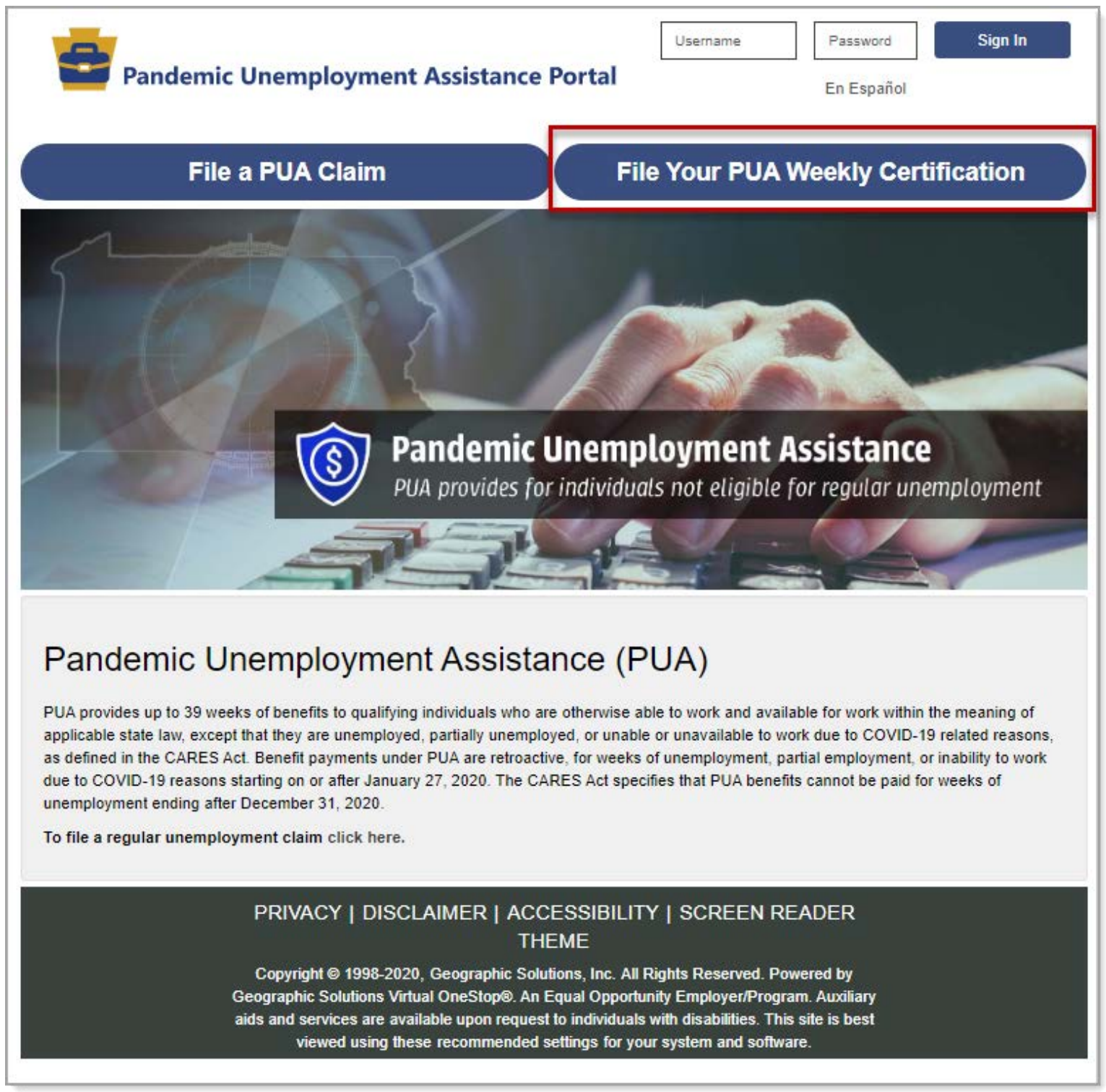
Pandemic Unemployment Assistance Portal
Username
Password
Sign In
En Español
File a PUA Claim
File Your PUA Weekly Certification

Pandemic Unemployment Assistance
PUA provides for individuals not eligible for regular unemployment

Pandemic Unemployment Assistance (PUA)

PUA provides up to 39 weeks of benefits to qualifying individuals who are otherwise able to work and available for work within the meaning of applicable state law, except that they are unemployed, partially unemployed, or unable or unavailable to work due to COVID-19 related reasons, as defined in the CARES Act. Benefit payments under PUA are retroactive, for weeks of unemployment, partial employment, or inability to work due to COVID-19 reasons starting on or after January 27, 2020. The CARES Act specifies that PUA benefits cannot be paid for weeks of unemployment ending after December 31, 2020.

To file a regular unemployment claim click here.

PRIVACY | DISCLAIMER | ACCESSIBILITY | SCREEN READER THEME

Copyright © 1998-2020, Geographic Solutions, Inc. All Rights Reserved. Powered by Geographic Solutions Virtual OneStop®. An Equal Opportunity Employer/Program. Auxiliary aids and services are available upon request to individuals with disabilities. This site is best viewed using these recommended settings for your system and software.

PUA Portal Home Page – File Your PUA Weekly Certification Button

2. Click the **File Your PUA Weekly Certification** button on the upper right of the page (see figure above).

3. Log in to your account. Your Individual Workspace dashboard will display, looking similar to the sample one below.

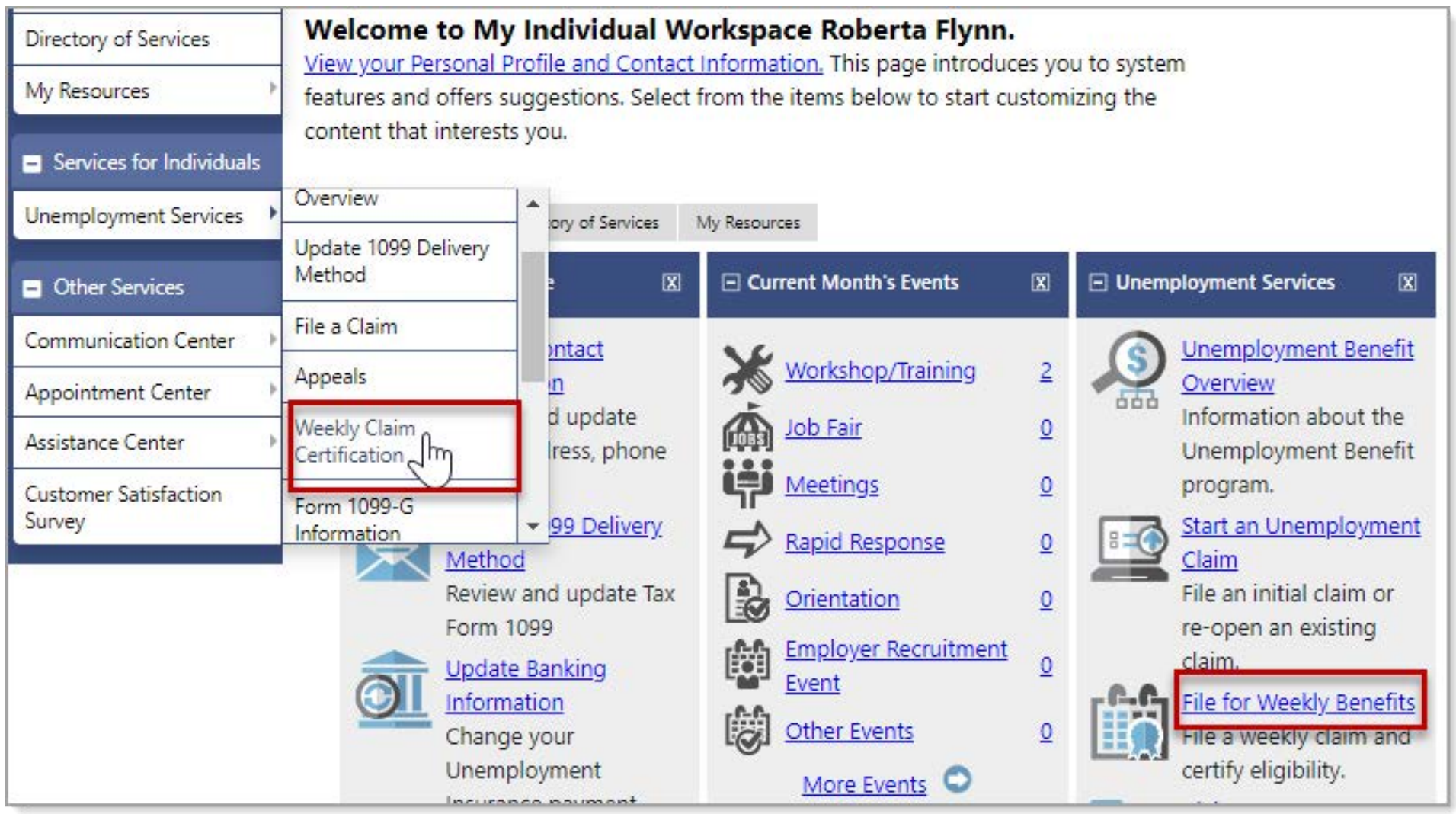
Directory of Services
My Resources
Services for Individuals
Unemployment Services
Other Services
Communication Center
Appointment Center
Assistance Center
Customer Satisfaction Survey
Overview
Update 1099 Delivery Method
File a Claim
Appeals
Weekly Claim Certification
Form 1099-G Information
My Resources
Current Month's Events
Unemployment Services
More Events

Welcome to My Individual Workspace Roberta Flynn.
View your Personal Profile and Contact Information. This page introduces you to system features and offers suggestions. Select from the items below to start customizing the content that interests you.

Method
Review and update Tax Form 1099

Update Banking Information
Change your Unemployment

Current Month's Events	
Workshop/Training	2
Job Fair	0
Meetings	0
Rapid Response	0
Orientation	0
Employer Recruitment Event	0
Other Events	0

Unemployment Benefit Overview
Information about the Unemployment Benefit program.

Start an Unemployment Claim
File an initial claim or re-open an existing claim.

File for Weekly Benefits
File a weekly claim and certify eligibility.

Sample Individual Workspace Dashboard with Weekly Claim Options

4 From either the Services for Individuals menu group in the left navigation pane or the Unemployment Services widget on the dashboard, click the option to file a Weekly Claim (see figure above). Your Weekly Certifications Review page displays (see figure below).

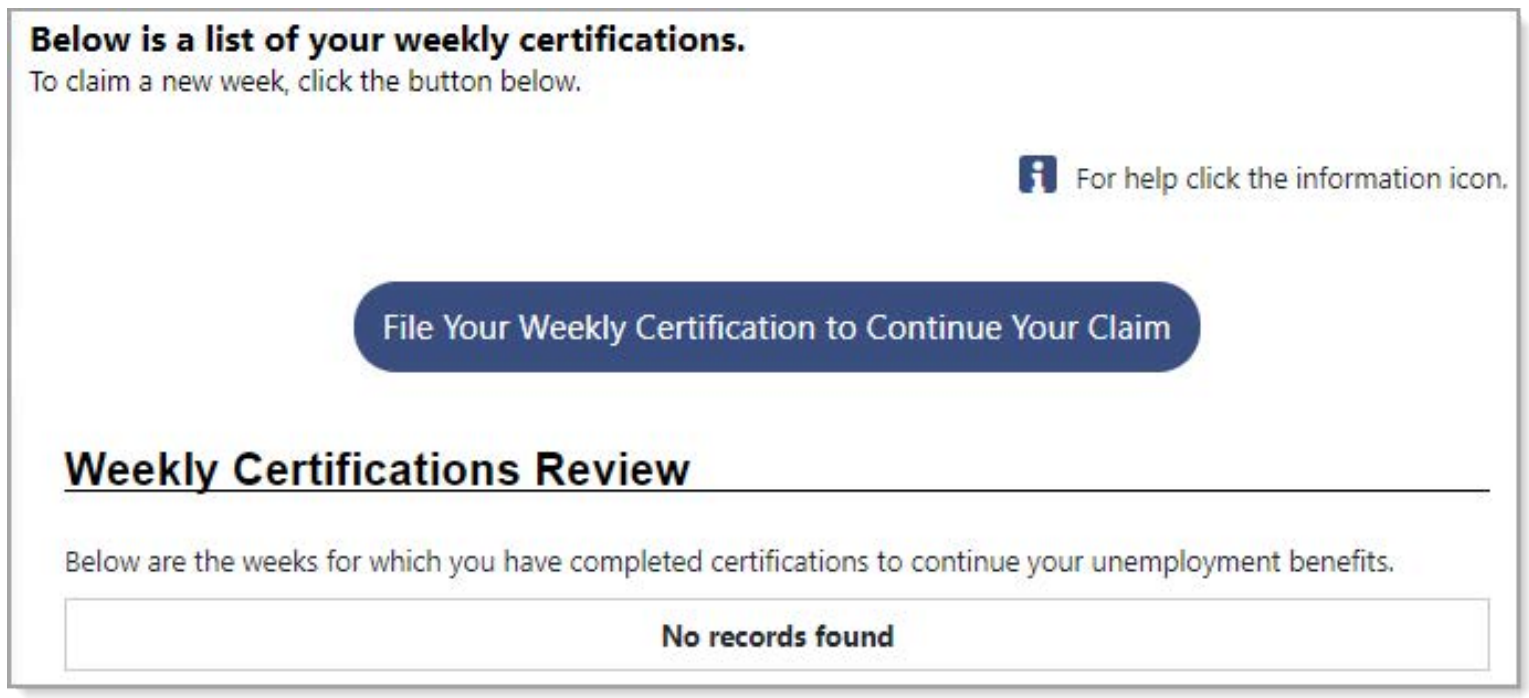
File Your Weekly Certification to Continue Your Claim

Below is a list of your weekly certifications.
To claim a new week, click the button below.

For help click the information icon.

Weekly Certifications Review

Below are the weeks for which you have completed certifications to continue your unemployment benefits.

No records found

Weekly Certifications Review Page

5 Click the **File Your Weekly Certification to Continue Your Claim** button. The Weekly Certification Filing Process wizard begins on an Explanation page (see figure below).

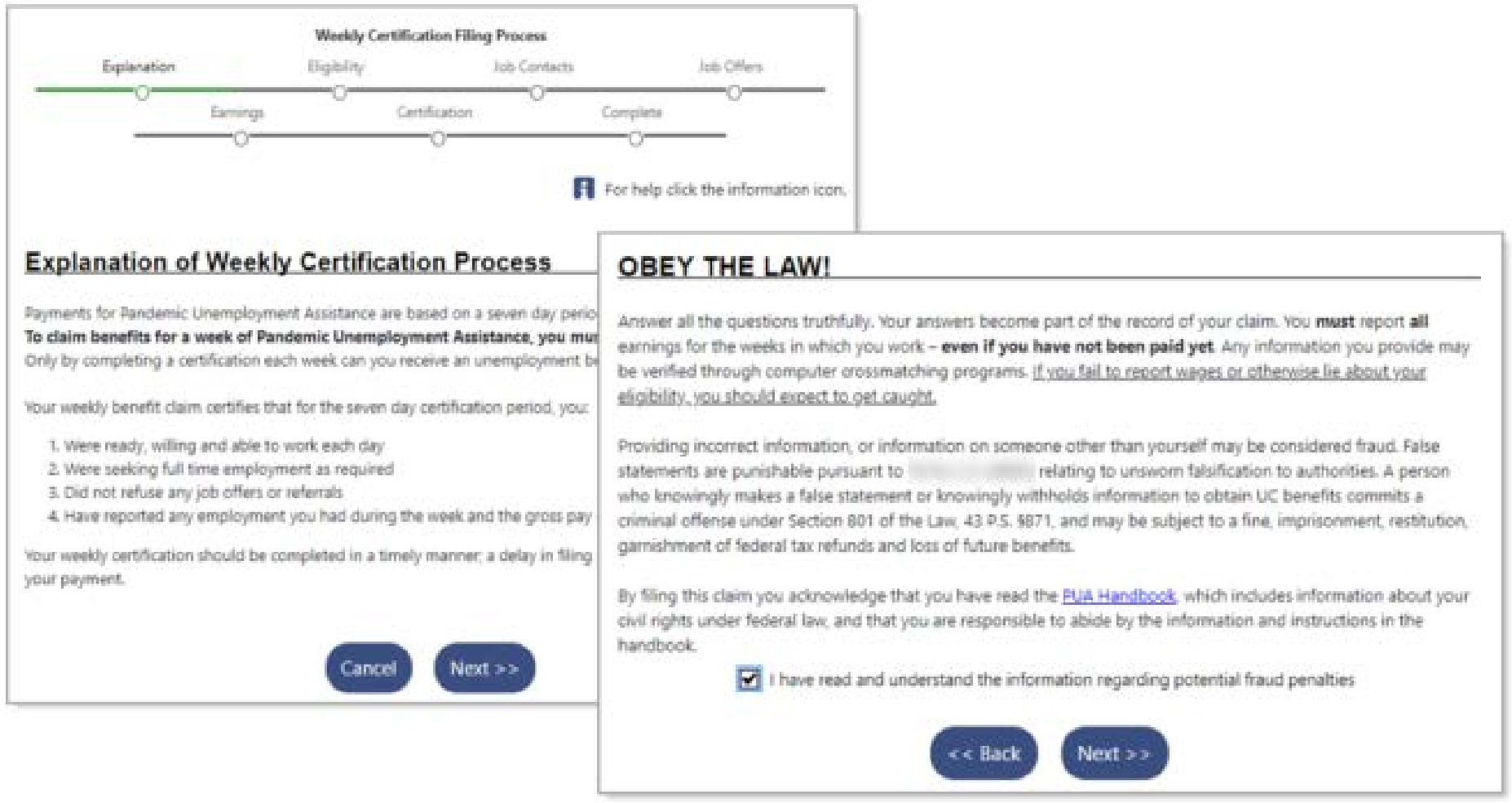

Explanation of Weekly Certification Process

Payments for Pandemic Unemployment Assistance are based on a seven day perio
To claim benefits for a week of Pandemic Unemployment Assistance, you mu
Only by completing a certification each week can you receive an unemployment b

Your weekly benefit claim certifies that for the seven day certification period, you:

1. Were ready, willing and able to work each day
2. Were seeking full time employment as required
3. Did not refuse any job offers or referrals
4. Have reported any employment you had during the week and the gross pay

Your weekly certification should be completed in a timely manner; a delay in filing
your payment.

OBEY THE LAW!

Answer all the questions truthfully. Your answers become part of the record of your claim. You **must** report **all** earnings for the weeks in which you work – **even if you have not been paid yet**. Any information you provide may be verified through computer crossmatching programs. If you fail to report wages or otherwise lie about your eligibility, you should expect to get caught.

Providing incorrect information, or information on someone other than yourself may be considered fraud. False statements are punishable pursuant to [redacted] relating to unsworn falsification to authorities. A person who knowingly makes a false statement or knowingly withholds information to obtain UC benefits commits a criminal offense under Section 801 of the Law, 43 P.S. §871, and may be subject to a fine, imprisonment, restitution, garnishment of federal tax refunds and loss of future benefits.

By filing this claim you acknowledge that you have read the PUA Handbook, which includes information about your civil rights under federal law, and that you are responsible to abide by the information and instructions in the handbook.

☑ I have read and understand the information regarding potential fraud penalties

Weekly Certification Filing Process - Sample Explanation Pages

6. Read the text and click **Next** to continue. A Fraud explanation page displays (see figure above).
7. Read the text and click the checkbox to signify your understanding and agreement of the terms.
8. Click **Next** to continue. A Contact Information page displays.
9. Confirm your information and click **Next** to continue.
    a. If you need to make changes, click the Update Contact Information link and make your changes.
10. The Eligibility Review Questions begin to display, one question per page (see figure below).

Note: *The number and types of questions may differ by state and based on your responses on previous pages.*

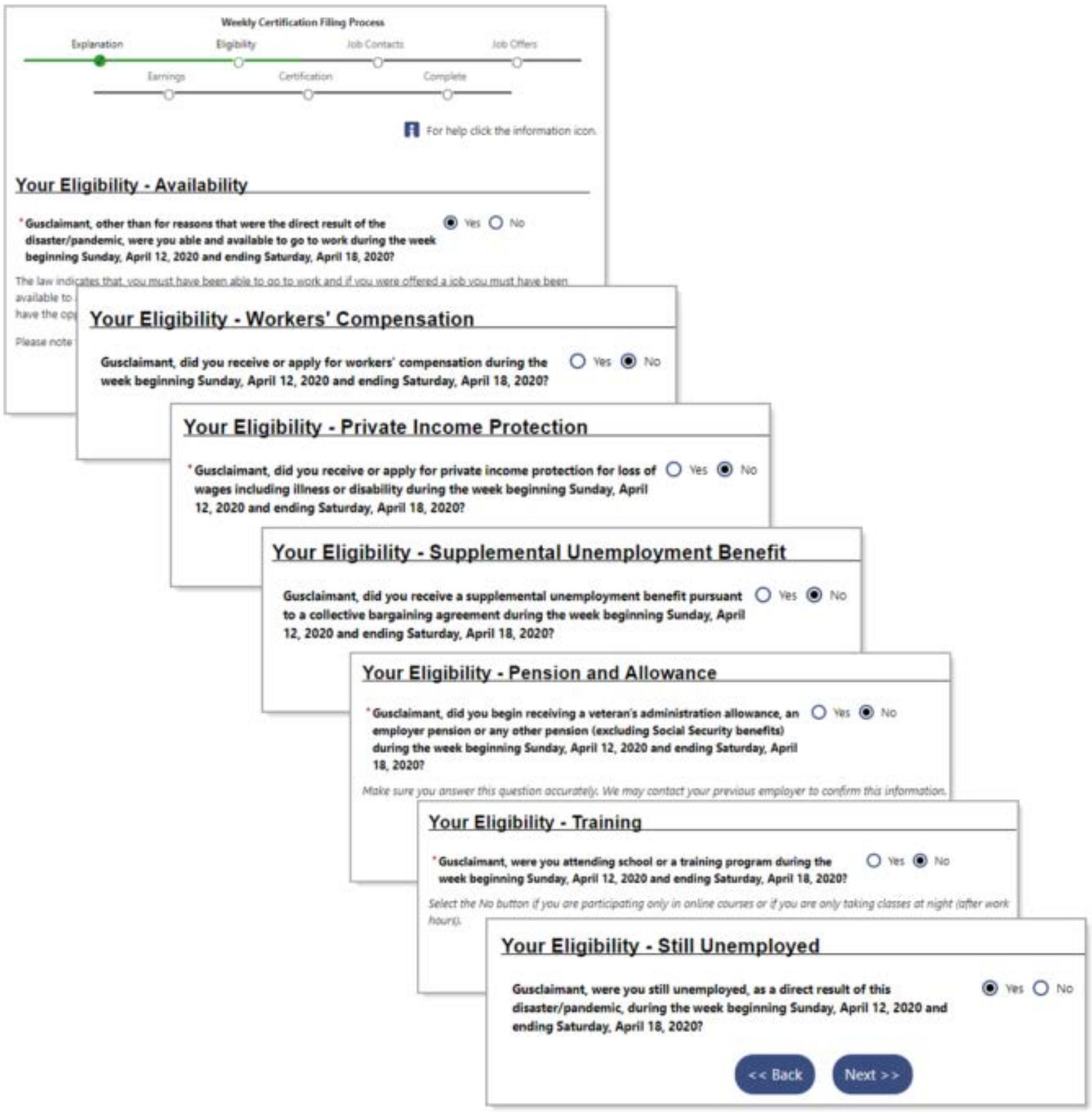

Your Eligibility - Availability

* Gusclaimant, other than for reasons that were the direct result of the disaster/pandemic, were you able and available to go to work during the week beginning Sunday, April 12, 2020 and ending Saturday, April 18, 2020? ● Yes ○ No

The law indicates that you must have been able to go to work and if you were offered a job you must have been available to
have the op
Please note

Your Eligibility - Workers' Compensation

Gusclaimant, did you receive or apply for workers' compensation during the week beginning Sunday, April 12, 2020 and ending Saturday, April 18, 2020? ○ Yes ● No

Your Eligibility - Private Income Protection

* Gusclaimant, did you receive or apply for private income protection for loss of wages including illness or disability during the week beginning Sunday, April 12, 2020 and ending Saturday, April 18, 2020? ○ Yes ● No

Your Eligibility - Supplemental Unemployment Benefit

Gusclaimant, did you receive a supplemental unemployment benefit pursuant to a collective bargaining agreement during the week beginning Sunday, April 12, 2020 and ending Saturday, April 18, 2020? ○ Yes ● No

Your Eligibility - Pension and Allowance

* Gusclaimant, did you begin receiving a veteran's administration allowance, an employer pension or any other pension (excluding Social Security benefits) during the week beginning Sunday, April 12, 2020 and ending Saturday, April 18, 2020? ○ Yes ● No

Make sure you answer this question accurately. We may contact your previous employer to confirm this information.

Your Eligibility - Training

* Gusclaimant, were you attending school or a training program during the week beginning Sunday, April 12, 2020 and ending Saturday, April 18, 2020? ○ Yes ● No

Select the No button if you are participating only in online courses or if you are only taking classes at night (after work hours).

Your Eligibility - Still Unemployed

Gusclaimant, were you still unemployed, as a direct result of this disaster/pandemic, during the week beginning Sunday, April 12, 2020 and ending Saturday, April 18, 2020? ● Yes ○ No

Sample Eligibility Review Questions

11 Answer all questions as they pertain to the week period stated in the question.

Note: *Many Yes responses will require additional required fields to be completed and certain responses will cause additional information-gathering pages to display when you click Next to continue.*

The next group of questions pertains to Job Offers and Earnings. Again, answer all questions as they pertain to the week period stated in the question.

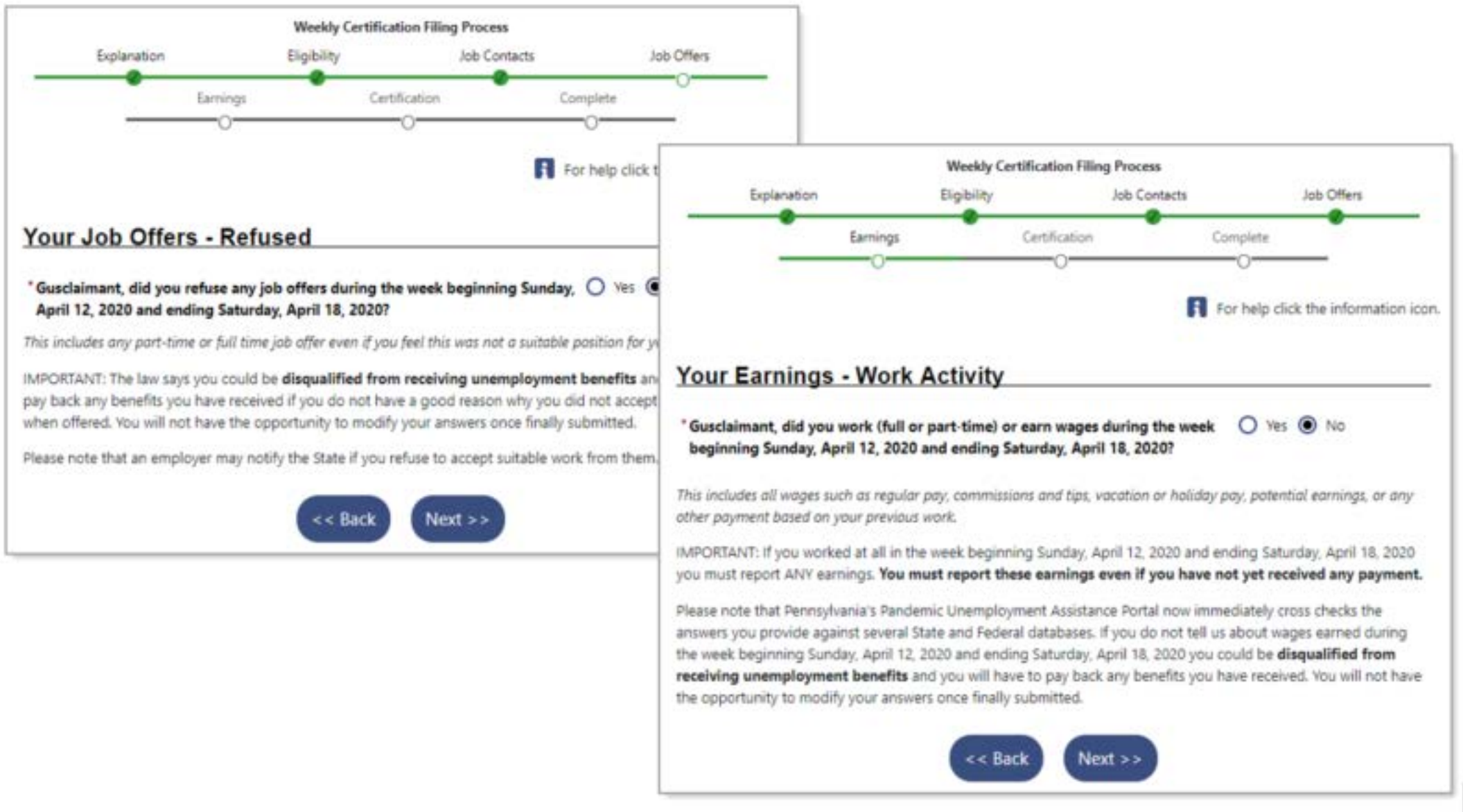
Weekly Certification Filing Process
Explanation
Eligibility
Job Contacts
Job Offers
Earnings
Certification
Complete
For help click t
<< Back
Next >>
Weekly Certification Filing Process
Explanation
Eligibility
Job Contacts
Job Offers
Earnings
Certification
Complete
For help click the information icon.
<< Back
Next >>

Your Job Offers - Refused

* **Gusclaimant, did you refuse any job offers during the week beginning Sunday, April 12, 2020 and ending Saturday, April 18, 2020?** ○ Yes ●

This includes any part-time or full time job offer even if you feel this was not a suitable position for y

IMPORTANT: The law says you could be **disqualified from receiving unemployment benefits** an pay back any benefits you have received if you do not have a good reason why you did not accept when offered. You will not have the opportunity to modify your answers once finally submitted.

Please note that an employer may notify the State if you refuse to accept suitable work from them.

Your Earnings - Work Activity

* **Gusclaimant, did you work (full or part-time) or earn wages during the week beginning Sunday, April 12, 2020 and ending Saturday, April 18, 2020?** ○ Yes ● No

This includes all wages such as regular pay, commissions and tips, vacation or holiday pay, potential earnings, or any other payment based on your previous work.

IMPORTANT: If you worked at all in the week beginning Sunday, April 12, 2020 and ending Saturday, April 18, 2020 you must report ANY earnings. **You must report these earnings even if you have not yet received any payment.**

Please note that Pennsylvania's Pandemic Unemployment Assistance Portal now immediately cross checks the answers you provide against several State and Federal databases. If you do not tell us about wages earned during the week beginning Sunday, April 12, 2020 and ending Saturday, April 18, 2020 you could be **disqualified from receiving unemployment benefits** and you will have to pay back any benefits you have received. You will not have the opportunity to modify your answers once finally submitted.

Job Offers and Earnings Questions

12 Click **Next** to continue. A Summary of Eligibility Review Answers page displays (see figure below).

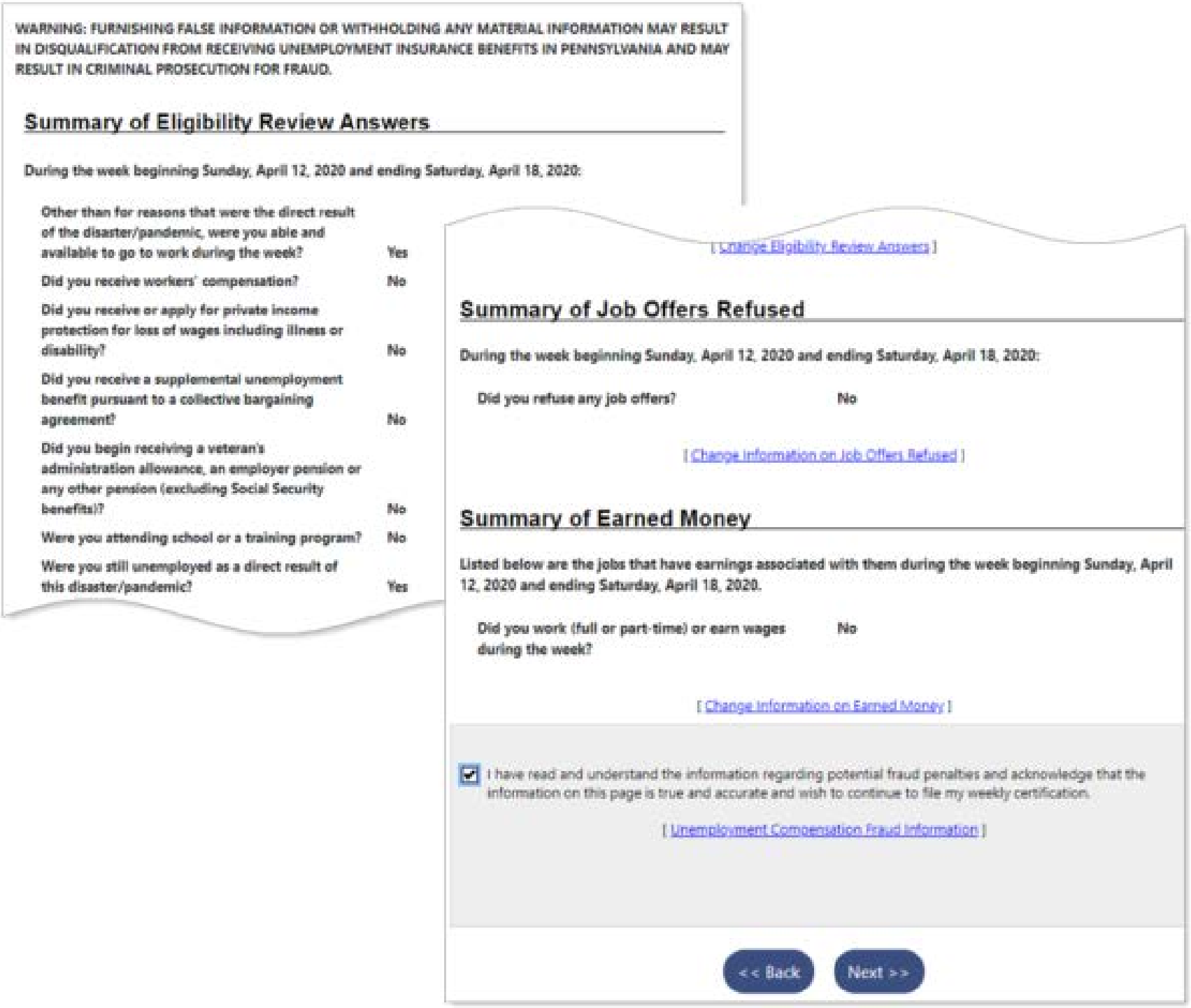
[Change Eligibility Review Answers]
[Change Information on Job Offers Refused]
[Change Information on Earned Money]
[Unemployment Compensation Fraud Information]
<< Back
Next >>

WARNING: FURNISHING FALSE INFORMATION OR WITHHOLDING ANY MATERIAL INFORMATION MAY RESULT IN DISQUALIFICATION FROM RECEIVING UNEMPLOYMENT INSURANCE BENEFITS IN PENNSYLVANIA AND MAY RESULT IN CRIMINAL PROSECUTION FOR FRAUD.

Summary of Eligibility Review Answers

During the week beginning Sunday, April 12, 2020 and ending Saturday, April 18, 2020:

Other than for reasons that were the direct result of the disaster/pandemic, were you able and available to go to work during the week?	Yes
Did you receive workers' compensation?	No
Did you receive or apply for private income protection for loss of wages including illness or disability?	No
Did you receive a supplemental unemployment benefit pursuant to a collective bargaining agreement?	No
Did you begin receiving a veteran's administration allowance, an employer pension or any other pension (excluding Social Security benefits)?	No
Were you attending school or a training program?	No
Were you still unemployed as a direct result of this disaster/pandemic?	Yes

Summary of Job Offers Refused

During the week beginning Sunday, April 12, 2020 and ending Saturday, April 18, 2020:

Did you refuse any job offers?	No

Summary of Earned Money

Listed below are the jobs that have earnings associated with them during the week beginning Sunday, April 12, 2020 and ending Saturday, April 18, 2020.

Did you work (full or part-time) or earn wages during the week?	No

☑ I have read and understand the information regarding potential fraud penalties and acknowledge that the information on this page is true and accurate and wish to continue to file my weekly certification.

Summary of Answers Provided Page

13 Review your responses and if you need to make any changes, click any of the Change *xxxx* links.

14 Read the fraud statement at the bottom of the page and check the box to signify your understanding.

15 Click **Next** to continue. The What to Expect Next page displays (see figure below) with your claim status overview. Depending on your specific circumstances, the messages on this page may vary.

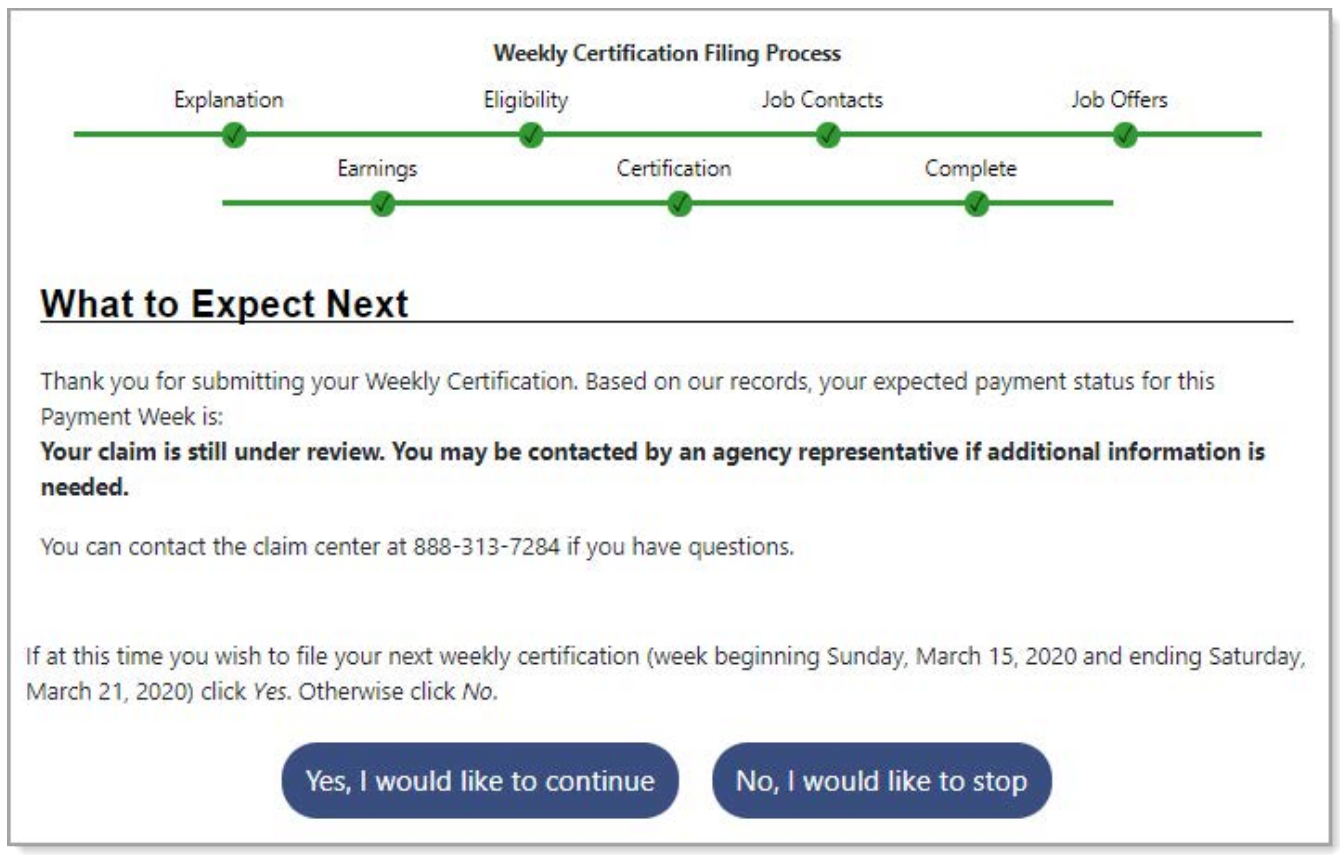

What to Expect Next

Thank you for submitting your Weekly Certification. Based on our records, your expected payment status for this Payment Week is:
Your claim is still under review. You may be contacted by an agency representative if additional information is needed.

You can contact the claim center at 888-313-7284 if you have questions.

If at this time you wish to file your next weekly certification (week beginning Sunday, March 15, 2020 and ending Saturday, March 21, 2020) click *Yes*. Otherwise click *No*.

What to Expect Next Page

16 To file another week's certification, click the **Yes, I would like to continue** button,

OR…

To complete your certification process, click the **No, I would like to stop** button.

A Claim Status page displays (see figure below). Depending on your specific circumstances, the messages on this page may vary.

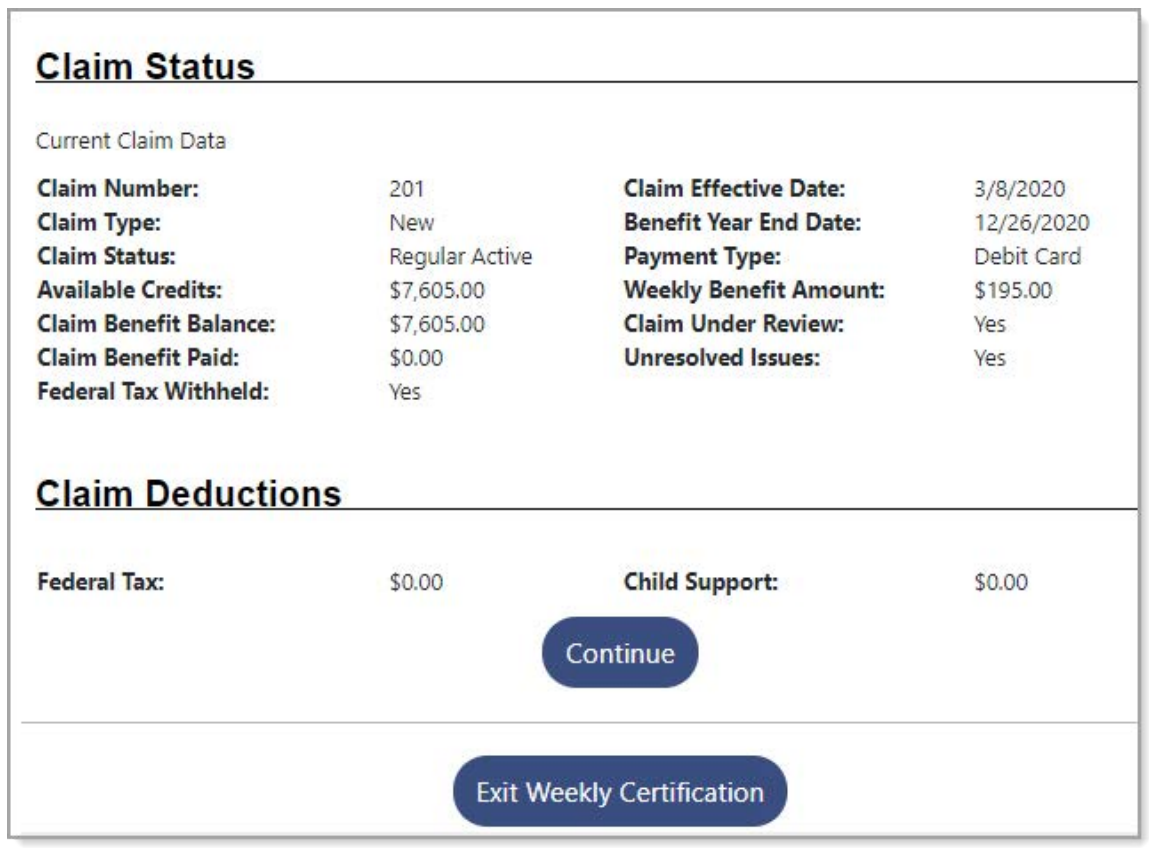

Claim Status

Current Claim Data

Claim Number:	201	**Claim Effective Date:**	3/8/2020
Claim Type:	New	**Benefit Year End Date:**	12/26/2020
Claim Status:	Regular Active	**Payment Type:**	Debit Card
Available Credits:	$7,605.00	**Weekly Benefit Amount:**	$195.00
Claim Benefit Balance:	$7,605.00	**Claim Under Review:**	Yes
Claim Benefit Paid:	$0.00	**Unresolved Issues:**	Yes
Federal Tax Withheld:	Yes		

Claim Deductions

Federal Tax:	$0.00	**Child Support:**	$0.00

Claim Status Page

Note: *If you have an unresolved issue on your claim, you will see 'Yes' displayed in the Unresolved Issues field. This simply means that the amounts displayed for Available Credits, Claim Benefit Balance, and Claim Benefit Paid may not reflect all your certified weeks. Certified weeks can only be paid after all issues have been resolved by an Unemployment Claims staff member. You do not need to take any further action on this weekly certification unless contacted by an agency representative.*

17 To complete your certification process and return to your dashboard click **Continue** or **Exit Weekly Certification**.

To check your claim and payment status, see the topic “Checking Your Claim Status and Payment Details” below. To check for notification messages and reply to them, see the topic “Checking Your Message Center for Claim Notifications” at the end of this guide.

Checking Your Claim Status and Payment Details

You can check the status of your claim, weekly certifications, payments, and many other details using the Claim Summary feature.

▶ **To check your claim status and payment details:**

1 Access your state’s PUA Portal home page in your usual manner. A splash page similar to the one below will display.


gsitwidt
••••••••••••
Sign In
Pandemic Unemployment Assistance Portal
Forgot Username/Password?
En Español
File a PUA Claim
File Your PUA Weekly Certification

Sample PUA Portal Home Page – Signing In

2 Enter your account Username and Password and click the **Sign In** button located in the upper right corner of the page. Your Individual Workspace dashboard will display, looking similar to the sample one below.

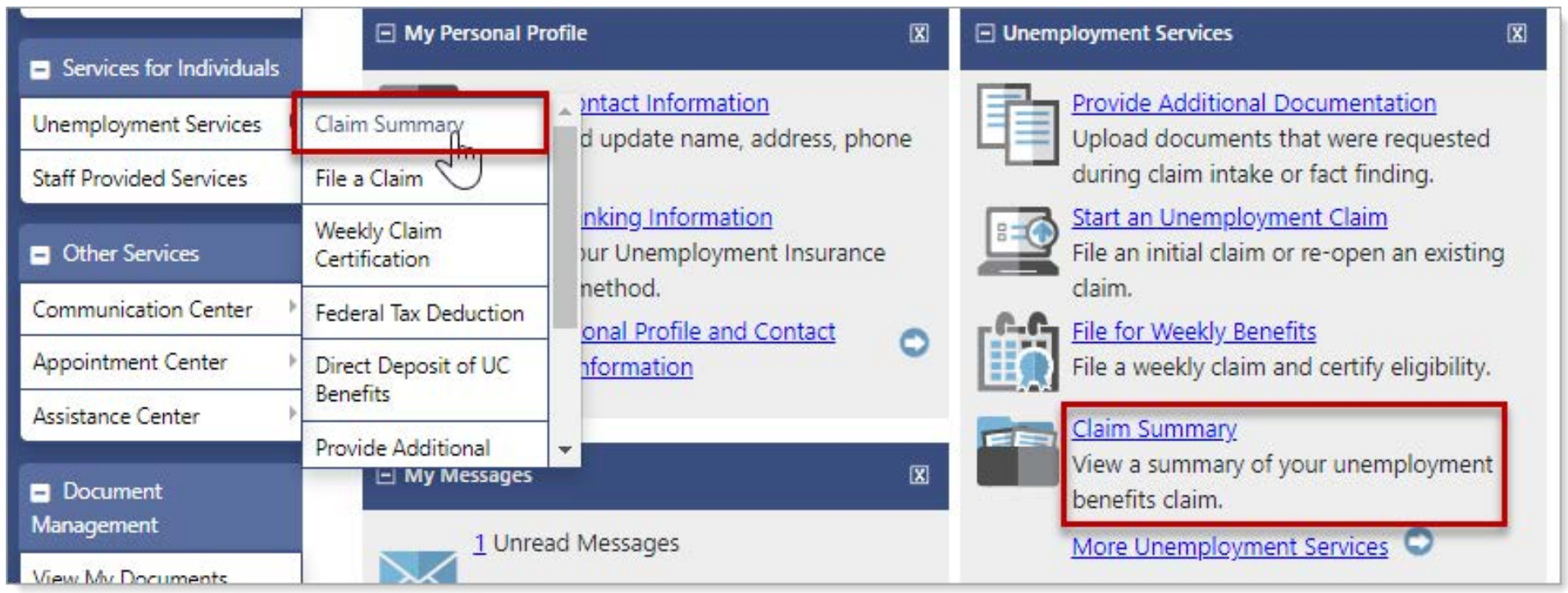
Services for Individuals
Unemployment Services
Staff Provided Services
Other Services
Communication Center
Appointment Center
Assistance Center
Document Management
View My Documents
Claim Summary
File a Claim
Weekly Claim Certification
Federal Tax Deduction
Direct Deposit of UC Benefits
Provide Additional
My Personal Profile
ntact Information
d update name, address, phone
nking Information
ur Unemployment Insurance
nethod.
onal Profile and Contact
nformation
My Messages
1 Unread Messages
Unemployment Services
Provide Additional Documentation
Start an Unemployment Claim
File for Weekly Benefits
Claim Summary
More Unemployment Services

Upload documents that were requested during claim intake or fact finding.

File an initial claim or re-open an existing claim.

File a weekly claim and certify eligibility.

View a summary of your unemployment benefits claim.

Sample Individual Workspace Dashboard with Claim Summary Options

3 From either the Services for Individuals menu group in the left navigation pane or the Unemployment Services widget on the dashboard, click the **Claim Summary** option (see figure above). Your Unemployment Insurance Claim Information page displays (see figure below).

The sections to note on this page are:

- **Claim Details** shows an overview of what you need to know about your current claim status.
- **Outstanding Claim Issues** lists any actives issues on your claim, which could affect future benefits. As long as you remain unemployed, continue to file your weekly claim as instructed. You will be notified by mail when any decisions are made; these may take up to 21 days.
- **Weekly Benefit Certifications** lists the weeks for which you have completed certifications to continue your unemployment benefits. Click on a Payment Amount hyperlink to see the details of that payment, including any stimulus amount paid.

- **Payment Summary** lists the details on how each weekly payment was determined.
- **Overpayment Summary** provides a comprehensive view of any overpayments to your benefit claim. An overpayment results when more funds were dispersed than you were eligible for.

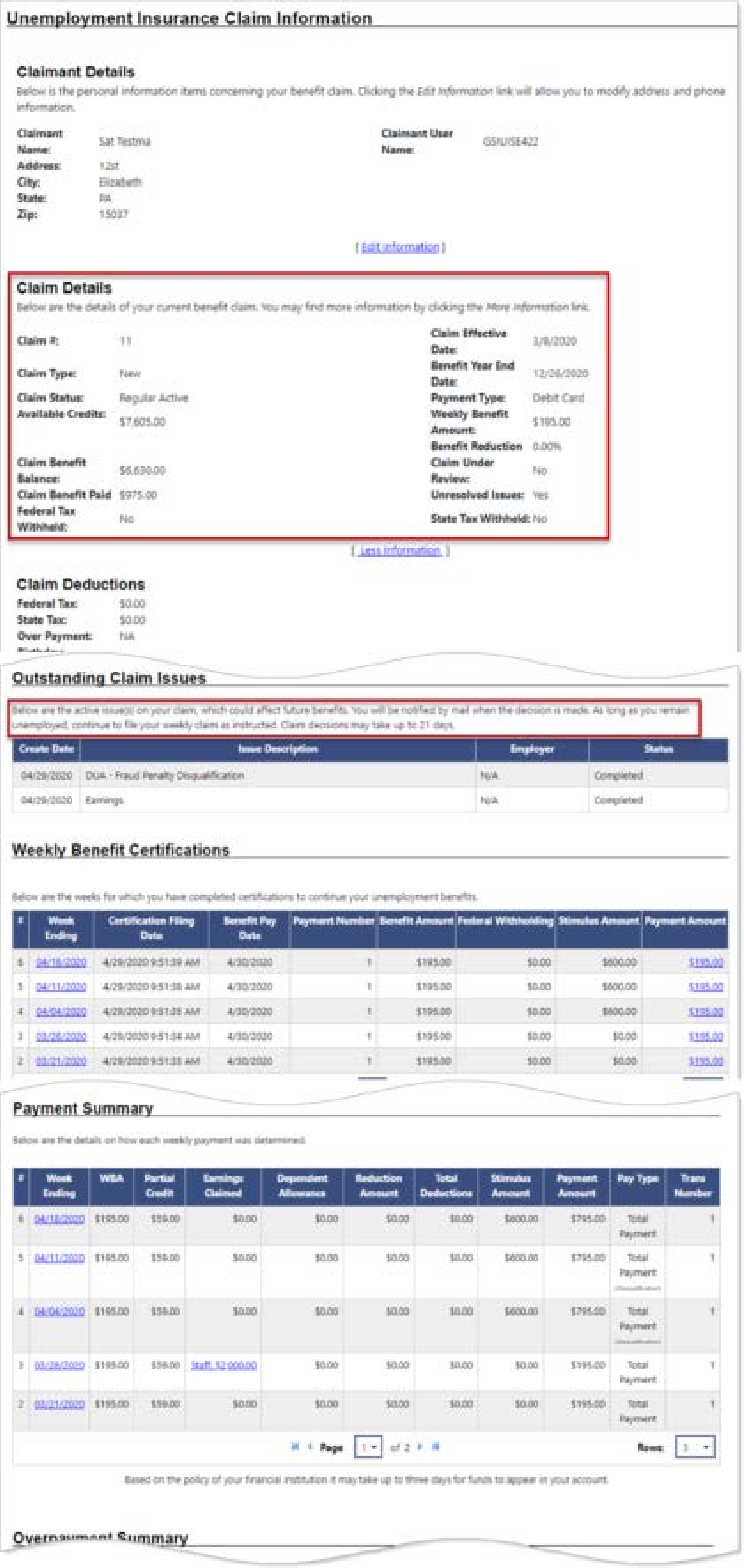

Unemployment Insurance Claim Information

Claimant Details

Below is the personal information items concerning your benefit claim. Clicking the *Edit Information* link will allow you to modify address and phone information.

Claimant Name:	Sat Testma	**Claimant User Name:**	GSIUISE422
Address:	12st		
City:	Elizabeth		
State:	PA		
Zip:	15037		

[Edit information]

Claim Details

Below are the details of your current benefit claim. You may find more information by clicking the *More Information* link.

Claim #:	11	**Claim Effective Date:**	3/8/2020
Claim Type:	New	**Benefit Year End Date:**	12/26/2020
Claim Status:	Regular Active	**Payment Type:**	Debit Card
Available Credits:	$7,605.00	**Weekly Benefit Amount:**	$195.00
		Benefit Reduction	0.00%
Claim Benefit Balance:	$6,630.00	**Claim Under Review:**	No
Claim Benefit Paid	$975.00	**Unresolved Issues:**	Yes
Federal Tax Withheld:	No	**State Tax Withheld:**	No

[Less information]

Claim Deductions

Federal Tax:	$0.00
State Tax:	$0.00
Over Payment:	NA

Outstanding Claim Issues

Below are the active issue(s) on your claim, which could affect future benefits. You will be notified by mail when the decision is made. As long as you remain unemployed, continue to file your weekly claim as instructed. Claim decisions may take up to 21 days.

Create Date	Issue Description	Employer	Status
04/29/2020	DUA - Fraud Penalty Disqualification	N/A	Completed
04/29/2020	Earnings	N/A	Completed

Weekly Benefit Certifications

Below are the weeks for which you have completed certifications to continue your unemployment benefits.

#	Week Ending	Certification Filing Date	Benefit Pay Date	Payment Number	Benefit Amount	Federal Withholding	Stimulus Amount	Payment Amount
6	04/18/2020	4/29/2020 9:51:39 AM	4/30/2020	1	$195.00	$0.00	$600.00	$195.00
5	04/11/2020	4/29/2020 9:51:38 AM	4/30/2020	1	$195.00	$0.00	$600.00	$195.00
4	04/04/2020	4/29/2020 9:51:35 AM	4/30/2020	1	$195.00	$0.00	$600.00	$195.00
3	03/28/2020	4/29/2020 9:51:34 AM	4/30/2020	1	$195.00	$0.00	$0.00	$195.00
2	03/21/2020	4/29/2020 9:51:33 AM	4/30/2020	1	$195.00	$0.00	$0.00	$195.00

Payment Summary

Below are the details on how each weekly payment was determined.

#	Week Ending	WBA	Partial Credit	Earnings Claimed	Dependent Allowance	Reduction Amount	Total Deductions	Stimulus Amount	Payment Amount	Pay Type	Trans Number
6	04/18/2020	$195.00	$59.00	$0.00	$0.00	$0.00	$0.00	$600.00	$795.00	Total Payment	1
5	04/11/2020	$195.00	$59.00	$0.00	$0.00	$0.00	$0.00	$600.00	$795.00	Total Payment (Disqualification)	1
4	04/04/2020	$195.00	$59.00	$0.00	$0.00	$0.00	$0.00	$600.00	$795.00	Total Payment (Disqualification)	1
3	03/28/2020	$195.00	$59.00	Staff: $2,000.00	$0.00	$0.00	$0.00	$0.00	$195.00	Total Payment	1
2	03/21/2020	$195.00	$59.00	$0.00	$0.00	$0.00	$0.00	$0.00	$195.00	Total Payment	1

Based on the policy of your financial institution it may take up to three days for funds to appear in your account.

Overpayment Summary

Sample Unemployment Insurance Claim Information Page

Checking Your Message Center for Claim Notifications

You can check your Message Center to view all claim notifications and correspondence sent to you regarding your claim determination.

▶ **To check your Message Center:**

1 From the Other Services menu group in the left navigation pane, click **Communication Center ▸ Message Center**.

OR…

From the My Messages widget on the dashboard, click any of the links to access your messages (see figure below).

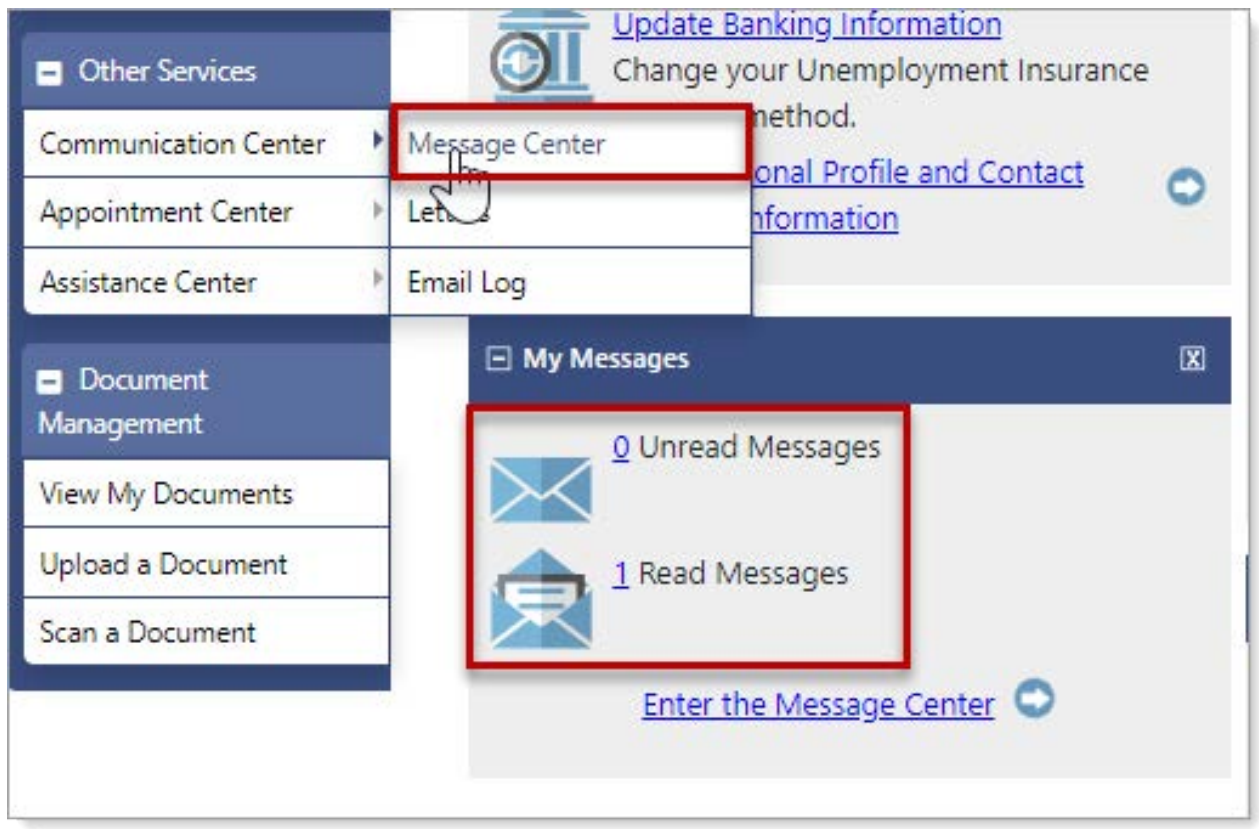
Other Services
Communication Center
Appointment Center
Assistance Center
Message Center
Let
Email Log
Update Banking Information
Change your Unemployment Insurance
method.
onal Profile and Contact
nformation
Document Management
View My Documents
Upload a Document
Scan a Document
My Messages
0 Unread Messages
1 Read Messages
Enter the Message Center

Accessing Your Message Center from Your Dashboard

Your Message Center displays (see figure below).

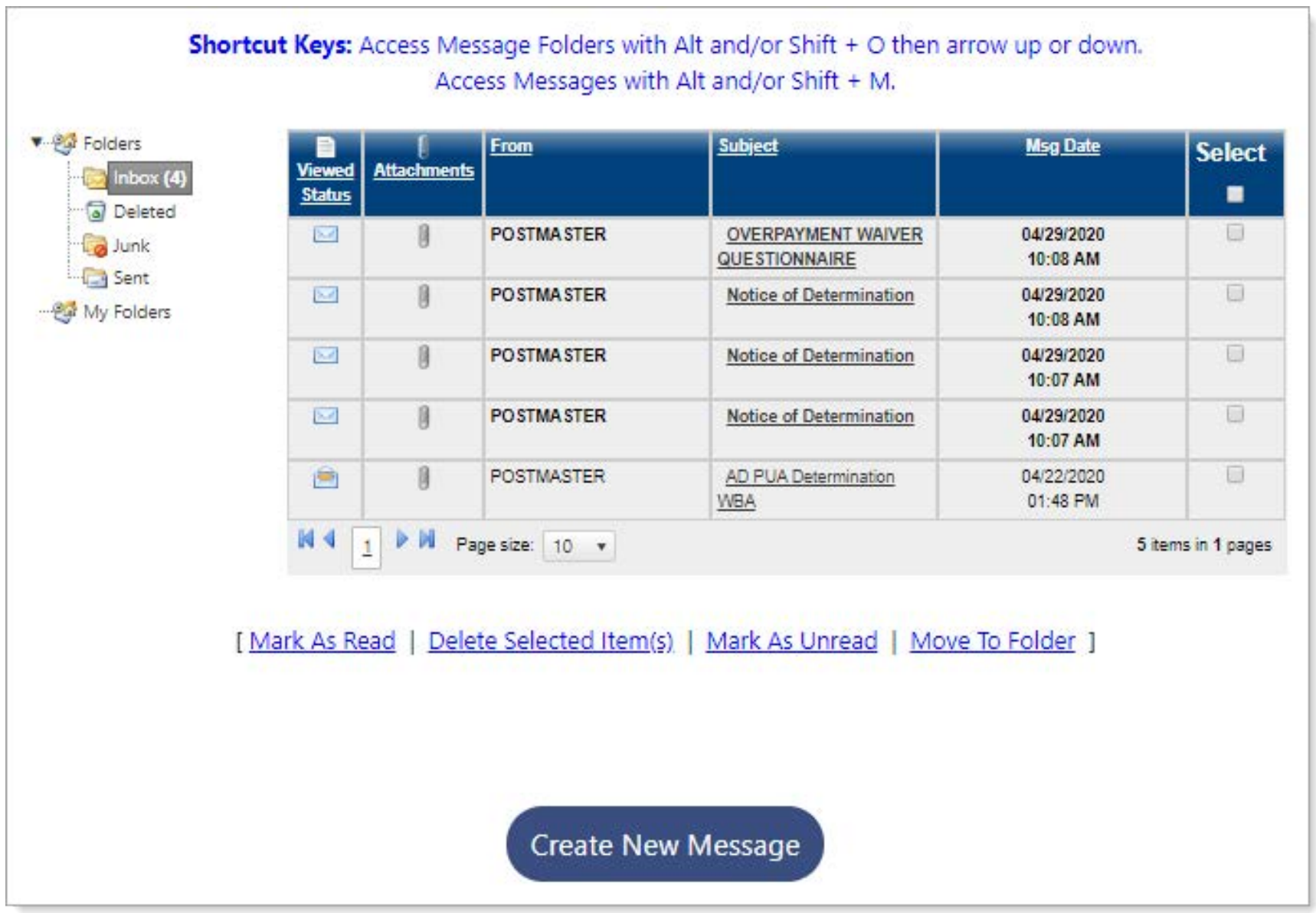
Folders
Inbox (4)
Deleted
Junk
Sent
My Folders
Create New Message

Shortcut Keys: Access Message Folders with Alt and/or Shift + O then arrow up or down.
Access Messages with Alt and/or Shift + M.

Viewed Status	Attachments	From	Subject	Msg Date	Select ☐
✉		POSTMASTER	OVERPAYMENT WAIVER QUESTIONNAIRE	04/29/2020 10:08 AM	☐
✉		POSTMASTER	Notice of Determination	04/29/2020 10:08 AM	☐
✉		POSTMASTER	Notice of Determination	04/29/2020 10:07 AM	☐
✉		POSTMASTER	Notice of Determination	04/29/2020 10:07 AM	☐
✉		POSTMASTER	AD PUA Determination WBA	04/22/2020 01:48 PM	☐

1 Page size: 10 ▾ 5 items in 1 pages

[Mark As Read | Delete Selected Item(s) | Mark As Unread | Move To Folder]

Message Center

2 Click on the messages and other links to read, reply, move, or delete your messages.